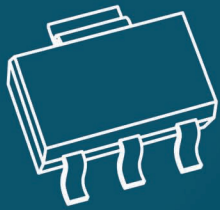




FUZETEC



POWER
MOSFET



Fuzetec Technology 2025 MOSFETs Product Catalog

www.fuzetec.com

MOSFETs Product

Package Type		Voltage Level (Vds)	Page
SO Package	SOP8	-150~100V	P.6
	TSSOP8	20V	P.8
	TSOP6	-30~100V	P.9
SOT Package	SOT223	-100~200V	P.10
	SOT89	-40~100V	P.10
	SOT23	-100~100V	P.11
	SOT23S	-30~60V	P.12
	SOT323	20V	P.12
	SOT523	20V	P.12
	SOT363	60V	P.13
	SOT723	20V	P.13
QFN/DFN Package	PRPAK5x6	-100~150V	P.14
	PRPAK3x3	-150~100V	P.17
	DFN2x2	-30~30V	P.19
	DFN2x3	20V	P.19
	DFN3.3x3.3	-30~75V	P.19
	DFN3x3	12~30V	P.19
	DFN1006-3L	-20~20V	P.20
CSP Package	CSP	20~24V	P.21
TO Package	TO263	-100~200V	P.22
	TO252	-100~200V	P.23
	TO252-4L	-100~100V	P.25
	TO220	-100~200V	P.26
	TO220F	-60~100V	P.28
	TO251	-60~100V	P.29
	TO247	100V	P.30
	TOLL	40~100V	P.30
SIC Package	TO247-3L	1200V	P.31
	TO247-4L	1200V	P.31
	TO263-7	1700V	P.31
Fuzetec MOSFETs Product Numbering System			P.32
Glossary of Terms			P.33



Fuzetec Power MOSFETs

The Fuzetec MOSFET portfolio offers cost-effective solutions with wide availability and a proven track record for quality. This range encompasses up to 200 V voltage classes and features single, dual, complementary, and asymmetric N or P channel Power MOSFETs.

These MOSFET components are available in various package options, including SO/SOIC (Small Outline Integrated Circuit) Package, SOT (Small Outline Transistor) Package, DFN (Dual Flat No-Lead) Package and TO (Transistor Outline)

Power Semiconductors

MOSFET



Fuzetec is the premier choice for high-quality, cutting-edge circuit protection solutions, ensuring optimal performance and safety for electronic devices in any application. Our commitment is to continuously push the boundaries of innovation, delivering exceptional products and services to all customers.

Renowned for our expertise in circuit protection technology and stringent quality standards, Fuzetec offers a full range of Over-Current, Over-Voltage, Hybrid circuit protection, Power Management, and supporting solutions you can rely on.

MOSFETs Product Overview

01

Low Voltage

Low Voltage MOSFET $\leq 40V$
Wearable Devices, Battery, Laptop, PD
Charger, Adaptor, and Network Devices

02

Mid Voltage

Mid Voltage MOSFET 40V ~ 200V
UPS, Motor Controller, Lighting, E-Bike,
E-Motor, Synchronous Rectifier, and Home
Appliances

03

High Voltage


















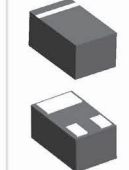












High Voltage MOSFET 200V ~ 1000V
High Power SMPS, Adaptor, PFC, TV Display
BMS Charger, and Public Lighting


MOSFETs, or Metal-Oxide-Semiconductor Field-Effect Transistors, offer a multitude of advantages that make them indispensable in the world of electronics:

- | | |
|---------------------------------|---------------------------------------|
| 1. Low Power Consumption | 4. Voltage-Controlled Device |
| 2. Fast Switching Speed | 5. High Efficiency |
| 3. Compact Size | 6. Versatility in Applications |

These advantages collectively underscore the significance of MOSFETs in modern electronics, driving technological advancements and optimizing the performance of electronic devices and systems.

List of Package Type

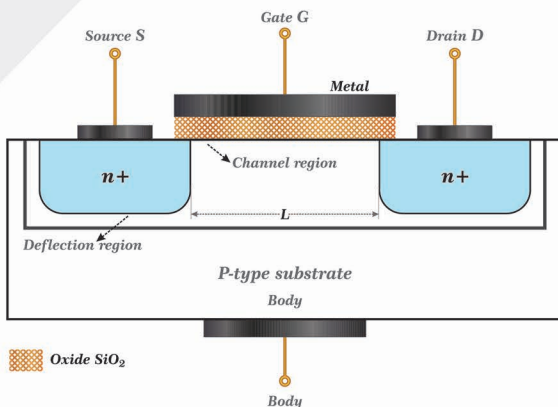
SO Package			SOT Package						
SOP8	TSSOP8	TSOP6	SOT223	SOT89	SOT23	SOT23S	SOT323	SOT523	SOT363
									
SOT Package		QFN/DFN Package					CSP Package	TO Package	
SOT723	PRPAK5X6	PRPAK3X3	DFN2X2	DFN2X3	DFN3.3X3.3	DFN3X3	DFN1006-3L	CSP	TO263
									
TO Package							SIC Package		
TO252	TO252-4L	TO220	TO220F	TO251	TO247	TOLL	TO247-3L	TO247-4L	TO263-7
									



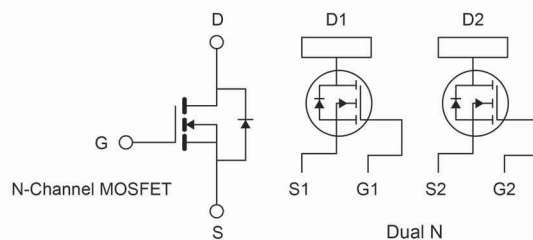

Fuzetec MOSFETs

Features

- Shield Gate Trench(SGT) MOSFET
- Optimized for Synchronous Rectification
- Low Input Capacitance
- Low Switching Charge
- Low Miller Capacitance
- Fully Characterized Capacitance & Avalanche
- Pb-Free & RoHS Compliant



SOP8 Series



Fuzetec Part No.	SGT ESD	Con fig.	Type	V _{DS} (V)	V _{GS} (V)	V _{GS(th)} (Max.V)	R _{DS(ON)} (mΩ) Max. @V _{GS} =				C _{ISS} (pF)	C _{OSS} (pF)	C _{RSS} (pF)	FOM	Q _g (nC)	Q _{gs} (nC)	Q _{gd} (nC)	I _D (A)	P _D (W)
							10V	4.5V	2.5V	1.8V									
FS0070030SN0180SZZ		S	N	30	±20	2.5	18	26	—	—	583	77	59	108	6	2.2	2	7	1.5
FS0100030SN0090SZZ		S	N	30	±20	2.5	9	14	—	—	1317	163	131	113	12.6	4.2	5.1	10.3	1.5
FS0130030SN0060SZZ		S	N	30	±20	2.5	6	9	—	—	2295	267	210	126	21	7	6.9	13	1.5
FS0060030SN0250SZZ		S	N	30	±20	2.5	25	38	—	—	416	62	51	123	4.9	1.5	1.85	6.2	1.5
FS0090030SN0120SZZ		S	N	30	±20	2.5	12	18	—	—	940	131	109	116	9.63	3.88	3.44	9	1.5
FS0150030SN0040SZZ		S	N	30	±20	2.5	4	6	—	—	3075	400	315	126	31.6	6.1	13.8	15	1.5
FS0240030SN0030SBZ		S	N	30	±20	2.5	3	3.8	—	—	4345	340	225	171	56.9	13.8	23.5	24	3.1
FS0200030SN0039SZZ	SGT	S	N	30	±20	2.2	3.9	6.1	—	—	1476	556	70	57	14.7	5.8	3.5	20	3.1
FS0150030SN0080SZZ	SGT	S	N	30	±20	2.2	8	11	—	—	693	332	34	57	7.1	2.2	3.1	15	3.1
FS0060040SN0260SZZ		S	N	40	±20	2.5	26	35	—	—	593	76	56	143	5.5	1.25	2.5	5.5	1.5
FS0100040SN0120SZZ		S	N	40	±20	2.5	12	17	—	—	1314	120	88	128	10.7	3.3	4.2	10	1.5
FS0110040SN0075SZZ		S	N	40	±20	2.5	7.5	10	—	—	2332	193	138	141	18.8	4.7	8.2	10.5	1.5
FS0070040SN0170SZZ		S	N	40	±20	2.5	17	22	—	—	1013	107	76	167	9.8	2.8	3.9	7.2	1.5
FS0130040SN0065SZZ		S	N	40	±20	2.5	6.5	9	—	—	2354	215	175	130	20	5.8	9.5	12.7	1.5
FS0140040SN0085SZZ	SGT	S	N	40	±20	2.5	8.5	15	—	—	690	193	38	49	5.8	3	1.2	14	2.5
FS0110040SN0090SZZ	SGT	S	N	40	±20	2.2	9	14	—	—	669	241	19	111	12.3	2.4	2.5	10.8	1.67
FS0100040SN0150SZZ	SGT	S	N	40	±20	2.4	15	23	—	—	376	240	19	57	3.8	2.8	1.1	9.5	2.08
FS0240040SN0032SZZ	SGT	S	N	40	±20	2.2	3.2	5.3	—	—	2648	899	71	73	22.7	7.5	5.5	24	22
FS0050060SN0300SZZ		S	N	60	±20	2.5	30	38	—	—	1378	86	64	378	12.6	3.2	6.3	4.8	1.5
FS0060060SN0200SZZ		S	N	60	±20	2.5	20	24	—	—	2423	145	97	376	18.8	7.7	6.2	6.3	1.5
FS0030060SN0900SZZ		S	N	60	±20	2.5	90	100	—	—	511	38	25	450	5	1.68	1.9	3	1.5
FS0050060SN0400SZZ		S	N	60	±20	2.5	40	50	—	—	1027	65	46	760	19	2.6	4.1	4.5	1.5
FS0080060SN0120SZZ		S	N	60	±20	2.5	12	15	—	—	3240	210	146	360	30	10.7	9.4	8	1.5
FS0130060SN0085SZZ		S	N	60	±20	2.5	8.5	12	—	—	3307	201	151	485	57	8.7	14	13	2.7
FS0180060SN0052SZZ		S	N	60	±20	2.5	5.2	7	—	—	4706	325	245	390	75	15.5	20.3	18	3.1
FS0160060SN0036SZZ	SGT	S	N	60	±20	2.3	3.6	5.4	—	—	3458	1522	22	209	58	16	4	16	1.67
FS0100060SN0120SZZ	SGT	S	N	60	±20	2.3	12	18	—	—	760	272	26	190	15.8	3.1	4.4	10.4	2.1
FS0110080SN0120SZZ		S	N	80	±20	2.5	12	14.5	—	—	3120	140	110	731	60.9	8.1	17.9	11	2.8
FS0180080SN0070SZZ	SGT	S	N	80	±20	2.3	7	9	—	—	2860	410	38	280	40	7.2	6.5	17.5	3.1
FS0030100SN1120SZZ		S	N	100	±20	2.5	112	120	—	—	1535	60	37	2934	26.2	3.8	4.8	2.5	1.5
FS0020100SN1520SZZ		S	N	100	±20	2.5	152	158	—	—	1077	46	32	3876	25.5	4.2	4.3	2	1.5
FS0040100SN0470SZZ		S	N	100	±20	2.5	47	50	—	—	3848	137	82	2820	60	9.2	9.9	3.6	1.5
FS0080100SN0200SZZ		S	N	100	±20	2.5	20	25	—	—	1930	245	125	720	36	5	10	7.5	2.5
FS0080100SN0240SZZ		S	N	100	±20	2.5	24	28	—	—	3307	201	151	1368	57	8.7	14	8	2.7
FS0110100SN0140SZZ		S	N	100	±20	3	14	17	—	—	4708	326	247	1050	75	15.5	20.3	11	3.1
FS0140100SN0080SZZ		S	N	100	±20	2.3	8	10.5	—	—	3320	605	20	360	45	9.5	4.8	13.5	3.1
FS0140100SN0080SAZ	SGT	S	N	100	±20	4	8	—	—	—	3148	693	26	360	45	9.5	4.8	13.5	3.1
FS0090100SN0200SZZ	SGT	S	N	100	±20	2.2	20	30	—	—	849	185	8	358	17.9	2.8	5.2	9.3	3.1
FS0120100SN0120SZZ	SGT	S	N	100	±20	2.3	12	15.5	—	—	2550	305	12	420	35	8	4	11.5	3.1
FS0070030DN0180SZZ		D	N	30	±20	2.5	18	28	—	—	572	80	65	108	6	2.5	2.1	7.3	1.5
FS0110030DN0100SZZ		D	N	30	±20	2.5	10	16	—	—	1317	163	131	126	12.6	4.2	5.1	11	2
FS0130030DN0060SZZ		D	N	30	±20	2.5	6	10	—	—	2295	267	210	126	21	7	6.9	13	1.5
FS0060030DN0250SZZ		D	N	30	±20	2.5	25	38	—	—	416	62	51	123	4.9	1.5	1.85	6.2	1.5
FS0090030DN0120SZZ		D	N	30	±20	2.5	12	18	—	—	940	131	109	116	9.63	3.88	3.44	9	1.5
FS0080040DN0150SZZ		D	N	40	±20	2.5	15	20	—	—	1314	120	88	161	10.7	3.3	4.2	7.5	1.5

* Configuration : A = Asymmetric, C=Complementary, D=Dual, S=Single

* FOM (Figure of Merit) is calculated by R_{DS(ON)} * Q_g, by the sequence of R_{DS(ON)} @ 10V, 4.5V, 2.5V and 1.8 V

NOTE : All Specifications subject to change without notice.

SOP8 Series

Fuzetec Part No.	SGT ESD	Con fig.	Type	V _{DS} (V)	V _{GS} (V)	V _{GS(th)} (Max.V)	R _{DS(ON)} (mΩ) Max. @V _{GS} =				C _{ISS} (pF)	C _{OSS} (pF)	C _{rss} (pF)	FOM	Q _g (nC)	Q _{gs} (nC)	Q _{gd} (nC)	ID (A)	P _D (W)
							10V	4.5V	2.5V	1.8V									
FS0080040DN0200SZZ		D	N	40	±20	2.5	20	26	—	—	1013	107	76	196	9.8	2.8	3.9	8	1.9
FS0050060DN0320SZZ		D	N	60	±20	2.5	32	38	—	—	1378	86	64	403	12.6	3.2	6.3	4.8	1.5
FS0060060DN0200SZZ		D	N	60	±20	2.5	20	24	—	—	2423	145	97	376	18.8	7.7	6.2	6.3	1.5
FS0030060DN0900SZZ		D	N	60	±20	2.5	90	100	—	—	511	38	25	360	4	1.31	1.78	3	1.5
FS0040060DN0500SZZ		D	N	60	±20	2.5	50	60	—	—	1027	65	46	950	19	2.6	4.1	4	1.5
FS0030080DN1000SZZ		D	N	80	±20	2.5	100	115	—	—	1090	60	41	1870	18.7	3.6	3.3	2.6	1.5
FS0030100DN1120SZZ		D	N	100	±20	2.5	112	120	—	—	1535	60	37.4	2184	19.5	3.2	3.6	2.5	1.5
FS0020100DN3100SZZ		D	N	100	±20	2.5	310	320	—	—	508	29	16	1240	4	1.2	1.3	1.5	1.5
FS0020100DN1520SZZ		D	N	100	±20	2.5	152	158	—	—	1077	46	32	2797	18.4	3	3.1	2.2	1.5
FS0040100DN0680SZZ		D	N	100	±20	2.9	68	94	—	—	620	105	63	809	11.9	2.6	1.7	4	2
FS0110020SP0090SZZ		S	P	-20	±8	-1.0	—	9	11.5	15	5783	509	431	567	63	9.1	13	-10.7	1.5
FS0170030SP0070SZZ		S	P	-30	±20	-2.5	7	11	—	—	3450	255	140	420	60	9	15	-16.8	3.1
FS0060030SP0420SZZ		S	P	-30	±20	-2.5	42	78	—	—	585	100	85	269	6.4	2.3	2	-5.5	1.5
FS0100030SP0200SZZ		S	P	-30	±20	-2.5	20	32	—	—	1345	194	158	252	12.6	4.8	4.8	-9.5	3.1
FS0120030SP0150SZZ		S	P	-30	±20	-2.5	15	25	—	—	2215	310	237	300	20	5.1	7.3	-11.5	1.5
FS0050030SP0620SZZ		S	P	-30	±20	-2.5	62	110	—	—	463	82	68	324	5.22	1.25	2.3	-5	1.5
FS0060030SP0300SZZ		S	P	-30	±20	-2.5	30	55	—	—	930	148	115	294	9.8	2.2	3.4	-6	1.5
FS0140030SP0087SZZ		S	P	-30	±25	-2.5	8.7	13.5	—	—	3448	508	421	261	30	10	10.4	-14	1.5
FS0040040SP0650SZZ		S	P	-40	±20	-2.5	65	100	—	—	620	69	52	377	5.8	1.2	2.1	-4	1.5
FS0060040SP0320SZZ		S	P	-40	±20	-2.5	32	46	—	—	1415	134	102	368	11.5	3.5	3.3	-5.6	1.5
FS0100040SP0220SZZ		S	P	-40	±20	-2.2	22	30	—	—	2370	189	160	429	19.5	6.1	6.6	-9.8	1.67
FS0080040SP0400SZZ		S	P	-40	±20	-2.5	40	70	—	—	1004	108	80	360	9	2.54	3.1	-7.5	3.1
FS0090040SP0130SZZ		S	P	-40	±20	-2.5	13	20	—	—	3500	323	222	364	28	7.7	7.5	-8.7	1.5
FS0030060SP1400SZZ		S	P	-60	±20	-2.5	140	190	—	—	715	51	34	826	5.9	2.9	1.8	-3	1.5
FS0040060SP0700SZZ		S	P	-60	±20	-2.5	70	105	—	—	1447	97.3	70	690	9.86	3.08	2.95	-3.7	1.5
FS0080060SP0350SZZ		S	P	-60	±20	-2.5	35	55	—	—	2217	310	238	840	24	8.6	7.3	-7.8	3.1
FS0020060SP1800SZZ		S	P	-60	±20	-2.5	180	266	—	—	531	59	38	828	4.6	1.4	1.62	-2.2	1.5
FS0040060SP0900SZZ		S	P	-60	±20	-2.5	90	115	—	—	1080	73	50	1062	11.8	1.9	6.5	-4.1	3.1
FS0110060SP0250SZZ		S	P	-60	±20	-2.5	25	33	—	—	3635	224	141	625	25	6.7	5.5	-11	5.2
FS0020100SP2100SZZ		S	P	-100	±20	-2.5	210	240	—	—	1228	41	29	3990	19	3.4	2.9	-1.8	1.5
FS0020100SP6500SZZ		S	P	-100	±20	-2.5	650	700	—	—	553	29	20	6045	9.3	1.75	1.25	-1.5	1.5
FS0030100SP0950SZZ		S	P	-100	±20	-2.5	95	110	—	—	3029	129	76	4361	45.9	7.3	6.9	-3	1.5
FS0010150SP7800SZZ		S	P	-150	±20	-4	780	—	—	—	706	23	13	8424	10.8	3.1	2.2	-1.1	2
FS0050030DP0450SZZ		D	P	-30	±20	-2.5	45	82	—	—	632	100	74	288	6.4	2.2	2.3	-4.9	1.5
FS0070030DP0250SZZ		D	P	-30	±20	-2.5	25	42	—	—	1345	194	158	315	12.6	4.8	4.8	-6.5	1.5
FS0090030DP0160SZZ		D	P	-30	±25	-2.5	16	28	—	—	2215	310	237	320	20	5.1	7.3	-9	2
FS0070040DP0450SZZ		D	P	-40	±20	-2.5	45	75	—	—	1004	108	80	405	9	2.54	3.1	-6.5	3.1
FS0040060DP0700SZZ		D	P	-60	±20	-2.5	70	105	—	—	1447	97.3	70	690	9.86	3.08	2.95	-3.7	1.5
FS0140030SP0105SZZ		S	P	-30	±20	-2.5	10.5	16	—	—	2967	348	240	252	24	5.9	8.5	-14	3.1
FS0060030CT0270SZZ		C	N	30	±20	2.5	27	40	—	—	416	62	51	135	5.0	1.11	2.61	6	1.5
		C	P	-30	±20	-2.5	32	56	—	—	930	148	115	314	9.8	2.2	3.4	-5.7	1.5
FS0100030CT0180SZZ		C	N	30	±20	2.5	18	28	—	—	572	81	65	130	7.2	1.4	2.2	10	2
		C	P	-30	±20	-2.5	30	55	—	—	930	148	115	294	9.8	2.2	3.4	-7.6	2
FS0090030CT0120SZZ		C	N	30	±20	2.5	12	18	—	—	940	131	109	116	9.63	3.88	3.44	9	1.5
		C	P	-30	±20	-2.5	15	25	—	—	2215	310	237	300	20	5.1	7.3	-11.5	1.5
FS0060030CT0270SZZ-1		C	N	30	±20	2.5	27	40	—	—	416	62	51	135	5.0	1.11	2.61	6.2	1.5
		C	P	-30	±20	-2.5	62	110	—	—	463	82	68	324	5.22	1.25	2.3	-4	1.5
FS0110040AN0085SZZ		A	N	40	±20	2.5	17	22	—	—	1013	107	76	170	10	2.6	4.1	7.2	1.5
		A	N	40	±20	2.5	8.5	12	—	—	2332	193	138	160	18.8	4.7	8.2	10.5	1.5
FS0060040CT0260SZZ		C	N	40	±20	2.5	26	35	—	—	593	76	56	143	5.5	1.25	2.5	6.1	1.67
		C	P	-40	±20	-2.5	32	46	—	—	1415	134	102	368	11.5	3.5	3.3	-6	1.67

* Configuration : A = Asymmetric, C=Complementary, D=Dual, S=Single

* FOM (Figure of Merit) is calculated by R_{DS(ON)} * Q_g, by the sequence of R_{DS(ON)} @ 10V, 4.5V, 2.5V and 1.8 V

NOTE : All Specifications subject to change without notice.

SOP8 Series

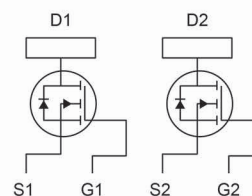

Fuzetec Part No.	SGT ESD	Con fig.	Type	V _{DS} (V)	V _{GS} (V)	V _{GS(th)} (Max.V)	R _{DS(ON)} (mΩ) Max. @V _{GS} =				C _{ISS} (pF)	C _{OSS} (pF)	C _{ISS} (pF)	FOM	Q _g (nC)	Q _{gs} (nC)	Q _{gd} (nC)	I _D (A)	P _D (W)
							10V	4.5V	2.5V	1.8V									
FS0070040CT0280SZZ		C	N	40	±20	2.5	28	42	—	—	593	76	56	154	5.5	1.25	2.5	7.2	2.5
		C	P	-40	±20	-2.5	40	65	—	—	1004	108	80	360	9	2.54	3.1	-6.5	3.1
FS0070040CT0280SZZ-1		C	N	40	±20	2.5	28	42	—	—	593	76	56	154	5.5	1.25	2.5	7.2	2.5
		C	P	-40	±20	-2.5	65	100	—	—	620	69	52	377	5.8	1.2	2.1	-4	1.5
FS0100040CT0180SZZ		C	N	40	±20	2.5	18	25	—	—	1013	107	76	164	9.1	2.1	4.1	10	3.1
		C	P	-40	±20	-2.5	40	70	—	—	1004	108	80	360	9	2.54	3.1	-7.5	3.1
FS0050060CT0320SZZ		C	N	60	±20	2.5	32	38	—	—	1378	86	64	403	12.6	3.2	6.3	4.8	1.5
		C	P	-60	±20	-2.5	70	105	—	—	1447	97.3	70	690	9.86	3.1	2.95	-3.7	1.5
FS0050060CT0520SZZ		C	N	60	±20	2.5	52	75	—	—	1027	65	46	988	19	2.6	4.1	5	2
		C	P	-60	±20	-2.5	100	105	—	—	1137	76	50	1210	12.1	2.2	6.3	-3.8	2
FS0030100CT1000SZZ		C	N	100	±20	2.7	100	125	—	—	987	38	26	1500	15	3.2	2.6	3	2.1
		C	P	-100	±20	-2.5	220	255	—	—	1228	41	29	4180	19	3.4	2.9	-2.1	2.1

* Configuration : A = Asymmetric, C=Complementary, D=Dual, S=Single

NOTE : All Specifications subject to change without notice.

* FOM (Figure of Merit) is calculated by R_{DS(ON)} * Q_g, by the sequence of R_{DS(ON)} @ 10V, 4.5V, 2.5V and 1.8 V

TSSOP8 Series



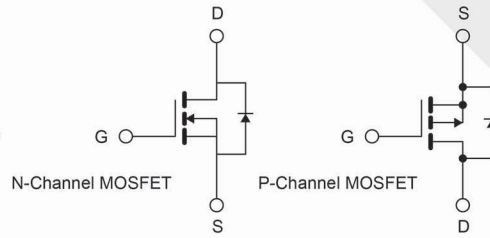

Dual N

Fuzetec Part No.	SGT ESD	Con fig.	Type	V _{DS} (V)	V _{GS} (V)	V _{GS(th)} (Max.V)	R _{DS(ON)} (mΩ) Max. @V _{GS} =				C _{ISS} (pF)	C _{OSS} (pF)	C _{ISS} (pF)	FOM	Q _g (nC)	Q _{gs} (nC)	Q _{gd} (nC)	I _D (A)	P _D (W)
							10V	4.5V	2.5V	1.8V									
FO0050020DN0300SZZ		D	N	20	±12	1.0	—	30	35	43	670	75	68	258	8.6	1.37	2.3	4.5	1
FO0070020DN0145SZZ	ESD	D	N	20	±12	1.2	—	14.5	23	—	850	81	70	162	11.2	1.6	2.9	7	2
FO0070020DN0185SZZ	ESD	D	N	20	±12	1.2	—	18.5	28.5	—	865	86	72	209	11.3	1.59	2.86	7	1.5
FO0060020DN0250SZZ	ESD	D	N	20	±12	1.2	—	25	40	—	863	87	71	285	11.4	1.6	2.9	6	1.5

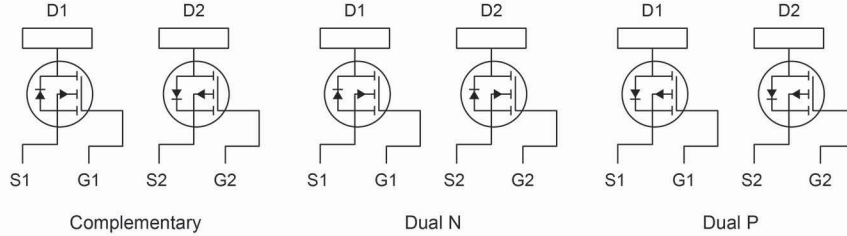
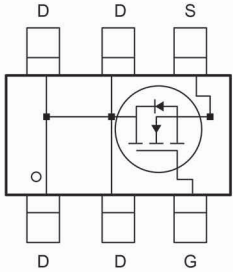
* Configuration : A = Asymmetric, C=Complementary, D=Dual, S=Single

NOTE : All Specifications subject to change without notice.

* FOM (Figure of Merit) is calculated by R_{DS(ON)} * Q_g, by the sequence of R_{DS(ON)} @ 10V, 4.5V, 2.5V and 1.8 V



TSOP6 Series



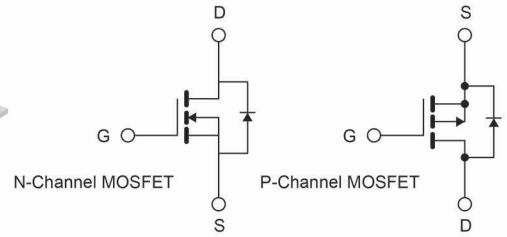

Fuzetec Part No.	SGT ESD	Con fig.	Type	V _{DS} (V)	V _{GS} (V)	V _{GS(th)} (Max.V)	R _{DS(ON)} (mΩ) Max. @V _{GS} =				C _{ISS} (pF)	C _{OSS} (pF)	C _{RSS} (pF)	FOM	Q _g (nC)	Q _{gs} (nC)	Q _{gd} (nC)	I _D (A)	P _D (W)
							10V	4.5V	2.5V	1.8V									
FQ0050020SN0370SZZ		S	N	20	±12	1.2	—	37	45	—	635	70	63	318	8.6	1.37	2.3	4.5	1.1
FQ0060020DN0200SZZ	ESD	D	N	20	±12	1.2	—	20	26	—	630	66	63	208	10.4	1.3	2.6	6	1.25
FQ0060020DN0235SZZ	ESD	D	N	20	±12	1.2	—	23.5	35.5	—	635	67	61	244	10.4	1.6	2.9	5.5	1.25
FQ0070020DN0170SZZ	ESD	D	N	20	±12	1.2	—	17	24.5	—	523	81	56	187	11	1.2	3.2	7	1.25
FQ0060020DN0245SZZ	ESD	D	N	20	±12	1.2	—	24.5	33	—	638	69	66	279	11.4	1.4	2.8	6	1.25
FQ0050020DN0275SZZ	ESD	D	N	20	±12	1.2	—	27.5	38	—	636	66	59	281	10.2	1.5	3	5	1.25
FQ0050030SN0280SZZ		S	N	30	±20	2.5	28	40	—	—	572	81	65	202	7.2	1.4	2.2	5	1.1
FQ0080030SN0125SZZ		S	N	30	±20	2.5	12.5	18	—	—	940	131	109	120	9.6	3.9	3.4	8	2.1
FQ0050030DN0330SZZ		D	N	30	±20	2.5	33	50	—	—	420	60	53	165	5	1.1	2.6	4.6	1
FQ0040030DN0600SZZ		D	N	30	±12	1.2	60	65	85	—	662	52	45	504	8.4	1.6	1.8	3.8	1.1
FQ0020060SN1000SZZ		S	N	60	±20	2.5	100	110	—	—	511	38	25	500	5	1.68	1.9	2.3	1
FQ0030060DN1000SZZ		D	N	60	±20	2.5	100	110	—	—	511	38	25	500	5	1.61	1.96	2.5	1.1
FQ0010100DN3100SZZ		D	N	100	±20	2.5	310	320	—	—	508	29	16.4	3007	9.7	1.6	1.7	1.2	1
FQ0070020SP0300SZZ		S	P	-20	±12	-1.0	—	30	38	55	2280	220	187	819	27.3	3.6	6.5	-6.9	1
FQ0050030SP0520SZZ		S	P	-30	±20	-2.5	52	83	—	—	583	100	80	333	6.4	2.3	1.9	-5	1.9
FQ0080030SP0340SZZ		S	P	-30	±20	-2.5	34	55	—	—	930	148	115	333	9.8	2.2	3.4	-7.5	1.9
FQ0030020DP1000SZZ		D	P	-20	±12	-1.2	—	100	140	—	677	82	73	1010	10.1	1.21	2.46	-3	1.25
FQ0040020CT0550SZZ		C	N	20	±12	1.2	—	55	75	—	310	49	35	253	4.6	0.7	1.5	3.5	1.14
		C	P	-20	±12	-1.2	—	100	140	—	677	82	73	1010	10.1	1.21	2.46	-2.5	1.14
FQ0040020CT0500SZZ		C	N	20	±12	1.0	—	50	75	100	670	75	68	430	8.6	1.37	2.3	3.8	1.1
		C	P	-20	±12	-1.0	—	70	95	115	686	90.8	80.4	679	9.7	2.05	2.43	-2.5	1.1
FQ0040030CT0600SZZ		C	N	30	±12	1.2	60	65	85	—	662	52	45	504	8.4	1.6	1.8	3.8	1.1
		C	P	-30	±12	-1.2	115	145	200	—	710	79	57	932	8.1	1.2	2.1	-2.3	1.1

* Configuration : A = Asymmetric, C=Complementary, D=Dual, S=Single

* FOM (Figure of Merit) is calculated by R_{DS(ON)} * Q_g, by the sequence of R_{DS(ON)} @ 10V, 4.5V, 2.5V and 1.8 V

NOTE : All Specifications subject to change without notice.

SOT223 Series



Fuzetec Part No.	SGT ESD	Con fig.	Type	V _{DS} (V)	V _{GS} (V)	V _{GS(th)} (Max.V)	R _{DS(ON)} (mΩ) Max. @V _{GS} =				C _{ISS} (pF)	C _{OSS} (pF)	C _{ISS} (pF)	FOM	Q _g (nC)	Q _{gs} (nC)	Q _{gd} (nC)	I _D (A)	P _D (W)
							10V	4.5V	2.5V	1.8V									
FL0060030SN0280SZZ		S	N	30	±20	2.5	28	40	—	—	572	81	65	168	6	2.5	2.1	5.8	1.5
FL0030060SN1000SZZ		S	N	60	±20	2.5	100	110	—	—	511	38	25	500	5	1.68	1.9	2.8	1.5
FL0050060SN0500SZZ		S	N	60	±20	2.5	50	60	—	—	1027	65	46	950	19	2.6	4.1	5	2.7
FL0030100SN1120SZZ		S	N	100	±20	2.5	112	120	—	—	1535	60	37	2934	26.2	3.8	4.8	2.5	1.5
FL0030100SN0750SZZ		S	N	100	±20	2.5	75	82	—	—	2400	100	82	3000	40	7.3	7	3	2
FL0020100SN3100SZZ		S	N	100	±20	2.5	310	320	—	—	510	30	16	2883	9.3	2	1.5	2.2	1.5
FL0060100SN0470SZZ		S	N	100	±20	2.5	47	50	—	—	3848	137	82	2820	60	9.2	9.9	6	1.5
FL0030100SN1000SZZ		S	N	100	±20	2.5	100	120	—	—	450	55	16	1190	11.9	2.8	1.7	3.3	2.2
FL0020200SN10000SZZ		S	N	200	±20	3	1000	1100	—	—	900	130	4.6	15000	15	3	5.2	1.5	42
FL0050030SP0520SZZ		S	P	-30	±20	-2.5	52	90	—	—	583	100	80	333	6.4	2.3	1.9	-4.5	1.5
FL0060030SP0320SZZ		S	P	-30	±20	-2.5	32	45	—	—	1345	194	158	403	12.6	4.8	4.8	-5.8	1.5
FL0040030SP0700SZZ		S	P	-30	±20	-2.5	70	120	—	—	463	82	68	365	5.22	1.25	2.3	-3.9	1.5
FL0040060SP1300SZZ		S	P	-60	±20	-2.5	130	190	—	—	715	51	34	767	5.9	2.9	1.8	-4.3	2
FL0020060SP1800SZZ		S	P	-60	±20	-2.5	180	260	—	—	428	39	26	1494	8.3	1.8	1.6	-2.3	1.5
FL0020100SP6500SZZ		S	P	-100	±20	-2.5	650	700	—	—	553	29	20	6045	9.3	1.75	1.25	-1.5	1.5

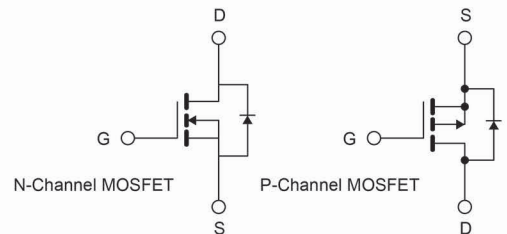

* Configuration : A = Asymmetric, C=Complementary, D=Dual, S=Single

NOTE : All Specifications subject to change without notice.

* FOM (Figure of Merit) is calculated by R_{DS(ON)} * Q_g, by the sequence of R_{DS(ON)} @ 10V, 4.5V, 2.5V and 1.8 V

FUZETEC • SOT Package

SOT89 Series



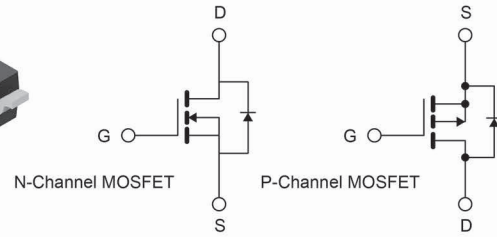

Fuzetec Part No.	SGT ESD	Con fig.	Type	V _{DS} (V)	V _{GS} (V)	V _{GS(th)} (Max.V)	R _{DS(ON)} (mΩ) Max. @V _{GS} =				C _{ISS} (pF)	C _{OSS} (pF)	C _{ISS} (pF)	FOM	Q _g (nC)	Q _{gs} (nC)	Q _{gd} (nC)	I _D (A)	P _D (W)
							10V	4.5V	2.5V	1.8V									
FK0060030SN0280SZZ		S	N	30	±20	2.5	28	40	—	—	572	81	65	168	6	2.5	2.1	5.8	1.5
FK0060040SN0400SZZ		S	N	40	±20	2.5	40	55	—	—	452	51	38	200	5	1.54	1.84	6	1.47
FK0030060SN1000SZZ		S	N	60	±20	2.5	100	110	—	—	511	38	25	500	5	1.68	1.9	2.8	1.5
FK0050060SN0500SZZ		S	N	60	±20	2.5	50	60	—	—	1027	65	46	950	19	2.6	4.1	5	2
FK0020100SN3100SZZ		S	N	100	±20	2.5	310	320	—	—	508	29	16.4	2821	9.1	2	1.4	2.2	1.5
FK0030100SN1600SZZ		S	N	100	±20	2.5	160	170	—	—	1077	46	32	4080	25.5	4.2	4.3	3	1.5
FK0040030SP0520SZZ		S	P	-30	±20	-2.5	52	90	—	—	583	100	80	333	6.4	2.3	1.9	-4	1.32
FK0060030SP0320SZZ		S	P	-30	±20	-2.5	32	45	—	—	1345	194	158	403	12.6	4.8	4.8	-5.8	1.5
FK0040030SP0700SZZ		S	P	-30	±20	-2.5	70	120	—	—	463	82	68	365	5.22	1.25	2.3	-3.9	1.5
FK0050030SP0400SZZ		S	P	-30	±20	-2.5	40	62	—	—	1100	150	125	392	9.8	3.6	3.2	-5	1.5
FK0060040SP0700SZZ		S	P	-40	±20	-2.5	70	100	—	—	620	65	53	448	6.4	2.1	2.5	-5.8	1.4

* Configuration : A = Asymmetric, C=Complementary, D=Dual, S=Single

NOTE : All Specifications subject to change without notice.

* FOM (Figure of Merit) is calculated by R_{DS(ON)} * Q_g, by the sequence of R_{DS(ON)} @ 10V, 4.5V, 2.5V and 1.8 V

SOT23 Series



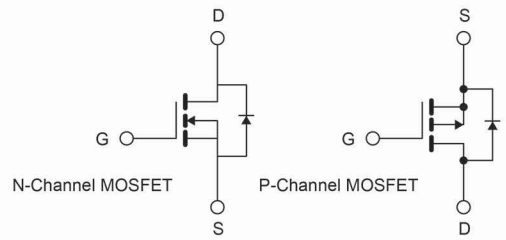

Fuzetec Part No.	SGT ESD	Con fig.	Type	V _{DS} (V)	V _{GS} (V)	V _{GS(th)} (Max.V)	R _{DS(ON)} (mΩ) Max. @V _{GS} =				C _{iSS} (pF)	C _{oss} (pF)	C _{rSS} (pF)	FOM	Q _g (nC)	Q _{gs} (nC)	Q _{gd} (nC)	I _D (A)	P _D (W)
							10V	4.5V	2.5V	1.8V									
FN0060020SN0260SZZ		S	N	20	±12	1.0	—	26	35	50	670	75	68	224	8.6	1.37	2.3	6	1
FN0040020SN0550SZZ		S	N	20	±12	1.2	—	55	75	—	310	49	35	253	4.6	0.7	1.5	3.6	1
FN0050030SN0280SZZ		S	N	30	±20	2.5	28	40	—	—	572	81	65	168	6	2.5	2.1	5	1
FN0050030SN0330SZZ		S	N	30	±20	2.5	33	50	—	—	420	60	53	165	5.0	1.1	2.6	4.6	1
FN0060030SN0270SZZ		S	N	30	±12	1.2	27	32	40	—	860	84	70	311	11.5	1.6	2.9	5.8	1
FN0040030SN0400SZZ		S	N	30	±12	1.2	—	40	47	—	662	51.3	43.6	334	8.34	1.26	1.88	3.9	1
FN0050040SN0320SZZ		S	N	40	±20	2.5	32	45	—	—	593	76	56	176	5.5	1.25	2.5	5	1.25
FN0050040SN0370SZZ		S	N	40	±20	2.5	37	50	—	—	452	51	38	185	5	1.54	1.84	4.5	1
FN0020060SN1000SZZ		S	N	60	±20	2.5	100	110	—	—	511	38	25	500	5	1.68	1.9	2.3	1
FN0050060SN0500SZZ		S	N	60	±20	2.5	50	60	—	—	1028	66	47	950	19	2.6	4.1	5	2.7
FN0010100SN3100SZZ		S	N	100	±20	2.5	310	320	—	—	508	29	16.4	3007	9.7	1.6	1.7	1.2	1
FN0020100SN1200SZZ	SGT	S	N	100	±20	2.3	120	150	—	—	180	32	2.5	419	3.49	0.66	0.92	2.1	1
FN0020100SN1600SZZ		S	N	100	±20	2.5	160	175	—	—	1077	46	32	4000	25	4.2	4.3	2	1.5
FN0030020SP0600SZZ		S	P	-20	±12	-1.2	—	60	90	—	857	114	108	612	10.2	1.89	3.1	-3.4	1
FN0050020SP0320SZZ		S	P	-20	±12	-1.0	—	32	40	55	2280	220	187	874	27.3	3.6	6.5	-4.7	1
FN0030020SP0750SZZ		S	P	-20	±12	-1.2	—	75	105	—	686	90.8	80.4	728	9.7	2.05	2.43	-3.1	1
FN0050020SP0450SZZ		S	P	-20	±12	-1.0	—	45	60	85	857	114	108	459	10.2	1.89	3.1	-4.9	1.31
FN0030020SP1000SZZ		S	P	-20	±12	-1.0	—	100	120	—	677	82	73	1010	10.1	1.21	2.46	-3	1
FN0030030SP0520SZZ		S	P	-30	±20	-2.5	52	90	—	—	583	100	80	333	6.4	2.3	1.9	-3.3	1
FN0050030SP0320SZZ		S	P	-30	±20	-2.5	32	45	—	—	942	165	137	310	9.7	2.5	3	-4.8	1
FN0030030SP0700SZZ		S	P	-30	±20	-2.5	70	120	—	—	463	82	68	365	5.22	1.25	2.3	-3.2	1
FN0040030SP0400SZZ		S	P	-30	±20	-2.5	40	62	—	—	930	148	115	392	9.8	2.2	3.4	-4.2	1
FN0040030SP0530SZZ		S	P	-30	±12	-1.2	53	60	80	—	920	73	71	631	11.9	1.8	3	-4.3	1.4
FN0030030SP0600SZZ		S	P	-30	±12	-1.2	60	80	120	200	750	79	57	486	8.1	1.2	2.1	-3.2	1.38
FN0030040SP0700SZZ		S	P	-40	±20	-2.5	70	100	—	—	620	65	53	448	6.4	2.1	2.5	-3.2	1
FN0020060SP1800SZZ		S	P	-60	±20	-2.5	180	266	—	—	531	59	38	828	4.6	1.4	1.62	-1.7	1
FN0010100SP6500SZZ		S	P	-100	±20	-2.5	650	700	—	—	553	29	20	2925	4.5	1.14	1.5	-0.9	1

* Configuration : A = Asymmetric, C=Complementary, D=Dual, S=Single

* FOM (Figure of Merit) is calculated by R_{DS(ON)} * Q_g, by the sequence of R_{DS(ON)} @ 10V, 4.5V, 2.5V and 1.8V

NOTE : All Specifications subject to change without notice.

SOT23S Series



Fuzetec Part No.	SGT ESD	Con fig.	Type	V _{DS} (V)	V _{GS} (V)	V _{GS(th)} (Max.V)	R _{DS(ON)} (mΩ) Max. @V _{GS} =				C _{ISS} (pF)	C _{OSS} (pF)	C _{RSS} (pF)	FOM	Q _g (nC)	Q _{gs} (nC)	Q _{gd} (nC)	I _D (A)	P _D (W)
							10V	4.5V	2.5V	1.8V									
FU0040020SN0600SZC		S	N	20	±12	1.2	—	60	80	—	310	49	35	276	4.6	0.7	1.5	3.6	1
FU0060020SN0260SZC		S	N	20	±12	1.0	—	26	35	50	670	75	68	224	8.6	1.37	2.3	6	1
FU0060030SN0270SZC		S	N	30	±12	1.2	27	32	40	—	860	84	70	311	11.5	1.6	2.9	5.8	1
FU0040030SN0400SZC		S	N	30	±12	1.2	—	40	47	—	662	51.3	43.6	334	8.34	1.26	1.88	3.9	1
FU0030060SN0850SZC		S	N	60	±20	2.5	85	100	—	—	695	148	7	468	5.5	1.8	2.4	3	1.25
FU0020060SN1000SZC		S	N	60	±20	2.5	100	110	—	—	511	38	25	500	5	1.68	1.9	2.3	1
FU0030020SP1000SZC		S	P	-20	±12	-1.0	—	100	135	240	677	82	73	1010	10.1	1.21	2.46	-3.3	1.4
FU0030020SP0600SZC		S	P	-20	±12	-1.0	—	60	80	100	857	114	108	612	10.2	1.89	3.1	-3.4	1
FU0030020SP0750SZC		S	P	-20	±12	-1.2	—	75	105	—	686	90.8	80.4	728	9.7	2.05	2.43	-3.1	1
FU0050020SP0450SZC		S	P	-20	±12	-1.0	—	45	60	85	857	114	108	459	10.2	1.89	3.1	-4.9	1.31
FU0030030SP0520SZC		S	P	-30	±20	-2.5	52	90	—	—	583	100	80	333	6.4	2.3	1.9	-3.3	1
FU0030030SP0700SZC		S	P	-30	±20	-2.5	70	120	—	—	463	82	68	365	5.22	1.25	2.3	-3.2	1
FU0040030SP0530SZC		S	P	-30	±12	-1.2	53	60	80	—	920	73	71	631	11.9	1.8	3	-4.3	1.4

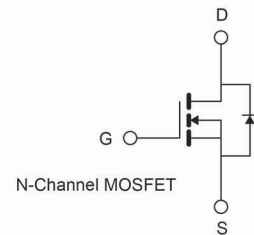

* Configuration : A = Asymmetric, C=Complementary, D=Dual, S=Single

NOTE : All Specifications subject to change without notice.

* FOM (Figure of Merit) is calculated by R_{DS(ON)} * Q_g, by the sequence of R_{DS(ON)} @ 10V, 4.5V, 2.5V and 1.8 V

FUZETEC • SOT Package

SOT323 Series



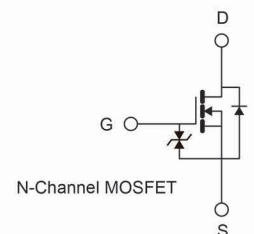

Fuzetec Part No.	SGT ESD	Con fig.	Type	V _{DS} (V)	V _{GS} (V)	V _{GS(th)} (Max.V)	R _{DS(ON)} (mΩ) Max. @V _{GS} =				C _{ISS} (pF)	C _{OSS} (pF)	C _{RSS} (pF)	FOM	Q _g (nC)	Q _{gs} (nC)	Q _{gd} (nC)	I _D (A)	P _D (W)
							10V	4.5V	2.5V	1.8V									
FU0020020SN0800SZA		S	N	20	±12	1.0	—	80	100	120	310	49	35	368	4.6	0.7	1.5	1.6	0.37

* Configuration : A = Asymmetric, C=Complementary, D=Dual, S=Single

NOTE : All Specifications subject to change without notice.

* FOM (Figure of Merit) is calculated by R_{DS(ON)} * Q_g, by the sequence of R_{DS(ON)} @ 10V, 4.5V, 2.5V and 1.8 V

SOT523 Series



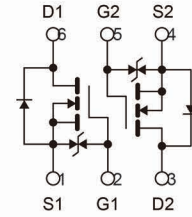

Fuzetec Part No.	SGT ESD	Con fig.	Type	V _{DS} (V)	V _{GS} (V)	V _{GS(th)} (Max.V)	R _{DS(ON)} (mΩ) Max. @V _{GS} =				C _{ISS} (pF)	C _{OSS} (pF)	C _{RSS} (pF)	FOM	Q _g (nC)	Q _{gs} (nC)	Q _{gd} (nC)	I _D (A)	P _D (W)
							10V	4.5V	2.5V	1.8V									
FU0010020SN4500SZB		S	N	20	±8	1.0	—	450	760	850	47	16	11	540	1.2	0.24	0.3	0.7	0.4

* Configuration : A = Asymmetric, C=Complementary, D=Dual, S=Single

NOTE : All Specifications subject to change without notice.

* FOM (Figure of Merit) is calculated by R_{DS(ON)} * Q_g, by the sequence of R_{DS(ON)} @ 10V, 4.5V, 2.5V and 1.8 V

SOT363 Series



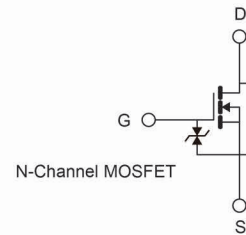

Fuzetec Part No.	SGT	Con fig.	Type	V _{DS} (V)	V _{GS} (V)	V _{GS(th)} (Max.V)	R _{DS(ON)} (mΩ) Max. @V _{GS} =				C _{ISS} (pF)	C _{OSS} (pF)	C _{ISS} (pF)	FOM	Q _g (nC)	Q _{gs} (nC)	Q _{gd} (nC)	ID (A)	P _D (W)
	ESD						10V	4.5V	2.5V	1.8V									
FU0000060SN500BSZA	ESD	D	N	60	±20	2.5	5000	—	5300	—	40	30	10	—	—	—	—	0.34	0.15

* Configuration : A = Asymmetric, C=Complementary, D=Dual, S=Single

NOTE : All Specifications subject to change without notice.

* FOM (Figure of Merit) is calculated by R_{DS(ON)} * Q_g, by the sequence of R_{DS(ON)} @ 10V, 4.5V, 2.5V and 1.8 V

SOT723 Series



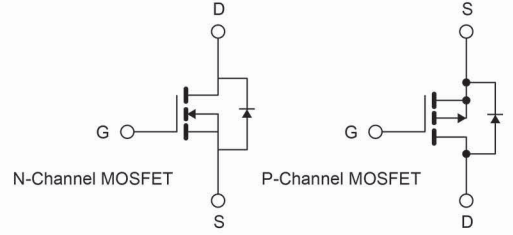

Fuzetec Part No.	SGT	Con fig.	Type	V _{DS} (V)	V _{GS} (V)	V _{GS(th)} (Max.V)	R _{DS(ON)} (mΩ) Max. @V _{GS} =				C _{ISS} (pF)	C _{OSS} (pF)	C _{ISS} (pF)	FOM	Q _g (nC)	Q _{gs} (nC)	Q _{gd} (nC)	ID (A)	P _D (W)
	ESD						10V	4.5V	2.5V	1.8V									
FV0010020SN3800SZZ	ESD	S	N	20	±12	1	—	—	380	450	79	13	9	—	—	—	—	0.75	0.15

* Configuration : A = Asymmetric, C=Complementary, D=Dual, S=Single

NOTE : All Specifications subject to change without notice.

* FOM (Figure of Merit) is calculated by R_{DS(ON)} * Q_g, by the sequence of R_{DS(ON)} @ 10V, 4.5V, 2.5V and 1.8 V

PRPAK5x6 Series



FUZETEC • QFN/DFN Package

Fuzetec Part No.	SGT ESD	Con fig.	Type	V _{DS} (V)	V _{GS} (V)	V _{GS(th)} (Max.V)	R _{DS(ON)} (mΩ) Max. @V _{GS} =				C _{ISS} (pF)	C _{OSS} (pF)	C _{RSS} (pF)	FOM	Q _g (nC)	Q _{gs} (nC)	Q _{gd} (nC)	I _D (A)	P _D (W)
							10V	4.5V	2.5V	1.8V									
FB0350030SN0180SZA		S	N	30	±20	2.5	18	30	—	—	489	76	56	162	9	1.85	1.55	35	41.7
FB0580030SN0085SZA		S	N	30	±20	2.5	8.5	14	—	—	1317	163	131	107	12.6	4.2	5.1	58	46
FB0810030SN0055SZA		S	N	30	±20	2.5	5.5	9	—	—	2295	267	210	110	20	7.6	7.2	81	59
FB0500030SN0120SZA		S	N	30	±20	2.5	12	18	—	—	940	131	109	118	9.8	4.2	3.6	50	41.7
FB1080030SN0040SZA		S	N	30	±20	2.5	4	6	—	—	3075	400	315	126	31.6	8.6	11.7	108	69
FB0850030SN0024SBA		S	N	30	±20	2.5	2.4	3.2	—	—	4345	340	225	137	56.9	13.8	23.5	85	187
FB1000030SN0016SZA	SGT	S	N	30	±20	2.2	1.6	2.5	—	—	3420	1916	196	72	45	9.8	6.5	100	62.5
FB0750030SN0038SZA		S	N	30	±20	2.5	3.8	5.8	—	—	2461	383	261	89	23.4	11.4	8.2	75	50
FB0520030SN0063SZA	SGT	S	N	30	±20	2.5	6.3	9	—	—	814	498	41	50	8	2.4	3.2	52	27
FB0500030SN0052SZA	SGT	S	N	30	±20	2.2	5.2	9	—	—	1113	436	55	47	9	2.8	3.6	50	21
FB0730030SN0039SZA	SGT	S	N	30	±20	2.2	3.9	6.1	—	—	1476	556	70	57	14.7	5.8	3.5	73	37.8
FB0300030SN0080SZA	SGT	S	N	30	±20	2.2	8	11	—	—	693	332	34	57	7.1	2.2	3.1	30	31
FB0280030SN0098SZA	SGT	S	N	30	±20	2.3	9.8	15.8	—	—	562	274	28	44	4.5	2.4	1.6	28	31
FB0400030SN0125SZA	SGT	S	N	30	±20	2.4	12.5	19	—	—	396	260	18	53	4.2	2.6	1.4	40	31
FB0850030SN0022SZA	SGT	S	N	30	±20	2.3	2.2	3.6	—	—	2917	1536	206	56	25.5	7.7	10.2	85	48
FB0580030SN0055SZA	SGT	S	N	30	±20	2.5	5.5	8.5	—	—	882	380	65	91	16.5	2.9	3.5	58	27
FB1200030SN0020SZA	SGT	S	N	30	±20	2.3	2	3.3	—	—	2859	1259	229	103	51.5	8	10.6	120	50
FB1100030SN0020SZA	SGT	S	N	30	±20	2.2	2	3.5	—	—	2235	956	156	41	20.4	6.7	8.6	110	52
FB1100030SN0028SBA		S	N	30	±20	2.2	2.8	4.5	—	—	2235	956	156	57	20.4	6.7	8.6	110	52
FB1000030SN0025SZA		S	N	30	±20	2.2	2.5	4	—	—	3460	1350	281	87	34.6	9.6	15.6	100	62.5
FB2300030SN0009SZA	SGT	S	N	30	±20	2.2	0.9	1.4	—	—	7427	2930	538	115	128	20	28	230	89
FB2300030SN0011SBA	SGT	S	N	30	±20	2.2	1.1	1.7	—	—	7427	2930	538	141	128	20	28	230	89
FB0850030SN0022SZA-1	SGT	S	N	30	±20	2.2	2.2	3.6	—	—	3032	1588	207	46	21	12.5	14.5	85	48
FB0900030SN0049SZA		S	N	30	±12	1.0	4.9	5.5	7.5	—	3100	405	310	157	32	6.1	14	90	69
FB0460040SN0115SZA		S	N	40	±20	2.5	11.5	16.5	—	—	1314	120	88	123	10.7	3.3	4.2	46	46
FB0600040SN0075SZA		S	N	40	±20	2.5	7.5	10	—	—	2332	193	138	141	18.8	4.7	8.2	60	46
FB0330040SN0170SZA		S	N	40	±20	2.5	17	22	—	—	1013	107	76	170	10	2.55	4.8	33	31.3
FB0750040SN0065SZA		S	N	40	±20	2.5	6.5	9	—	—	3354	275	204	182	28	7.85	12.5	75	52.1
FB0850040SN0033SAA		S	N	40	±20	4	3.3	—	—	—	4711	869	367	215	65	24	21	85	83
FB1000040SN0018SZA	SGT	S	N	40	±20	2.2	1.8	2.6	—	—	3972	1119	82	81	45	12	18.5	100	83
FB0500040SN0085SZA	SGT	S	N	40	±20	3	8.5	15	—	—	690	193	38	49	5.8	3	1.2	50	39
FB0450040SN0065SZA	SGT	S	N	40	±20	2.2	6.5	10.5	—	—	1078	483	49	129	19.8	3.9	4.7	45	21
FB0460040SN0090SZA		S	N	40	±20	2.2	9	14	—	—	669	241	19	111	12.3	2.4	2.5	46	31
FB0850040SN0028SZA	SGT	S	N	40	±20	2.2	2.8	4	—	—	2894	1309	145	80	28.6	7.5	11.9	85	48
FB1000040SN0018SZA-1	SGT	S	N	40	±20	2.2	1.8	2.6	—	—	3862	1214	117	124	68.9	10.3	14.5	100	83
FB1000040SN0018SAA	SGT	S	N	40	±20	4	1.8	—	—	—	3739	1267	106	108	60	14.7	13.9	100	83
FB1120040SN0027SZA		S	N	40	±20	2.2	2.7	4	—	—	2643	861	81	124	45.8	8	10.6	112	50
FB2200040SN0010SZA	SGT	S	N	40	±20	2.2	1	2	—	—	6780	2100	225	126	126	17	28	220	89
FB2200040SN0011SAA	SGT	S	N	40	±20	4	1.1	—	—	—	6601	2073	248	119	108	25.4	26.8	220	89
FB1930040SN0016SBA		S	N	40	±20	2.2	1.6	2.2	—	—	6780	2100	225	202	126	17	28	193	89
FB1140040SN0032SZA	SGT	S	N	40	±20	2.2	3.2	5.3	—	—	2648	899	71	73	22.7	7.5	5.5	114	73.5
FB1000045SN0022SBA	SGT	S	N	45	±20	2.3	2.2	3.2	—	—	3516	998	109	141	64	9.3	13.4	100	83
FB0500040SN0042SZA		S	N	40	±20	2.2	4.2	6	—	—	1523	475	67	67	16	4.6	7.9	50	46
FB0400060SN0180SZA		S	N	60	±20	2.5	18	20	—	—	2423	145	97	347	19.3	7.1	7.6	40	59
FB0520060SN0120SZA		S	N	60	±20	2.5	12	15	—	—	3240	210	146	640	53.3	10.5	9.9	52	62.5

* Configuration : A = Asymmetric, C=Complementary, D=Dual, S=Single

* FOM (Figure of Merit) is calculated by R_{DS(ON)} * Q_g, by the sequence of R_{DS(ON)} @ 10V, 4.5V, 2.5V and 1.8 V

NOTE : All Specifications subject to change without notice.

PRPAK5x6 Series

Fuzetec Part No.	SGT	Con fig.	Type	V _{DS} (V)	V _{GS} (V)	V _{GS(th)} (Max.V)	R _{DS(ON)} (mΩ) Max. @V _{GS} =				C _{iss} (pF)	C _{oss} (pF)	C _{riss} (pF)	FOM	Q _g (nC)	Q _{gs} (nC)	Q _{gd} (nC)	ID (A)	P _D (W)
	ESD						10V	4.5V	2.5V	1.8V									
FB0850060SN0048SAA		S	N	60	±20	4.5	4.8	—	—	—	5460	575	276	402	83.7	28.6	29.3	85	125
FB0750060SN0085SZA		S	N	60	±20	2.5	8.5	12	—	—	3307	201	151	485	57	8.7	14	75	41
FB1160060SN0052SZA		S	N	60	±20	2.5	5.2	7	—	—	4706	325	245	390	75	15.5	20.3	116	113
FB0850060SN0036SZA	SGT	S	N	60	±20	2.3	3.6	5.4	—	—	3458	1522	22	209	58	16	4	85	83
FB0850060SN0036SAA	SGT	S	N	60	±20	4	3.6	—	—	—	3509	1175	68	212	59	15	10	85	83
FB0330060SN0120SZA	SGT	S	N	60	±20	2.3	12	18	—	—	760	272	26	190	15.8	3.1	4.4	33	21
FB0580060SN0085SZA	SGT	S	N	60	±20	2.3	8.5	12.5	—	—	1270	479	40	128	15	3.5	4.2	58	50
FB0350060SN0150SZA	SGT	S	N	60	±20	2.3	15	25	—	—	512	171	20	176	11.7	2	3.5	35	31
FB0800060SN0052SZA	SGT	S	N	60	±20	2.3	5.2	7.8	—	—	1625	438	25	174	33.4	5.8	7.9	80	54.3
FB1000060SN0021SZA	SGT	S	N	60	±20	2.3	2.1	3.2	—	—	5471	1847	86	214	102	15.7	27.9	100	83
FB0640068SN0075SAA		S	N	68	±20	4	7.5	—	—	—	1682	658	44	199	26.5	7.4	7	64	52
FB0620075SN0120SZA		S	N	75	±20	2.5	12	14.5	—	—	3120	140	110	731	60.9	8.1	17.9	62	89
FB1220080SN0065SAA		S	N	80	±20	4	6.5	—	—	—	5580	571	278	544	83.7	28.6	29.3	122	156
FB0600080SN0065SZA	SGT	S	N	80	±20	2.3	6.5	8.5	—	—	2860	410	38	260	40	7.2	6.5	60	104
FB0600080SN0087SZA	SGT	S	N	80	±20	2.3	8.7	13	—	—	1738	317	12	252	29	7.7	5.3	60	52
FB1000080SN0030SAA	SGT	S	N	80	±20	4	3	—	—	—	6286	1108	50	312	104	23.8	28.9	100	125
FB0560100SN0220SAA		S	N	100	±20	4.5	22	—	—	—	1890	268	67	607	27.6	11.4	7.9	55.6	119
FB0600100SN0130SAA		S	N	100	±20	4.5	13	—	—	—	2947	390	177	631	48.5	13.7	18.9	60	83
FB1040100SN0100SAA		S	N	100	±20	4.5	10	—	—	—	5580	571	278	840	84	28	26	104	156
FB0580100SN0185SZA		S	N	100	±20	2.5	18.5	23.5	—	—	1930	245	125	666	36	5	10	58	119
FB0640100SN0140SZA		S	N	100	±20	2.4	14	17	—	—	4708	326	247	1050	75	15.5	20.3	64	89
FB0780100SN0080SZA	SGT	S	N	100	±20	2.3	8	10.5	—	—	3320	605	20	360	45	9.5	4.8	78	83
FB0780100SN0080SAA	SGT	S	N	100	±20	4	8	—	—	—	3148	693	26	360	45	9.5	4.8	78	108
FB0320100SN0200SZA	SGT	S	N	100	±20	2.2	20	30	—	—	849	185	8	358	17.9	2.8	5.2	32	37.9
FB0600100SN0115SZA	SGT	S	N	100	±20	2.4	11.5	15	—	—	2550	305	12	334	29	6.5	5.5	60	56.5
FB0600100SN0115SAA	SGT	S	N	100	±20	4	11.5	—	—	—	2422	288	12	299	26	5.5	5	60	56.5
FB1000100SN0045SCA	SGT	S	N	100	±20	4	4.5	—	—	—	4725	609	14	324	72	28	15	100	208
FB0900120SN0080SZA	SGT	S	N	120	±20	2.2	8	10	—	—	3830	524	17	304	38	10.2	17.6	90	125
FB0710150SN0130SZA		S	N	150	±20	2.5	13	15	—	—	4137	290	22	481	37	12.3	17.7	71	125
FB0230150SN0560SAA	SGT	S	N	150	±20	4	56	—	—	—	1190	73	4	1288	23	5.8	4.2	23	75
FB0230150SN0560SSA	SGT	S	N	150	±20	2.5	56	68	—	—	1090	93	6	1064	19	4.5	2.6	23	72.6
FB0350030DN0180SZA		D	N	30	±20	2.5	18	30	—	—	489	76	56	162	9	1.85	1.55	35	41.7
FB0350030DN0085SZA		D	N	30	±20	2.5	8.5	14	—	—	1317	163	131	109	12.8	3.3	6.5	35	19.2
FB0300040DN0150SZA		D	N	40	±20	2.5	15	20	—	—	1314	120	88	161	10.7	3.3	4.2	30	20.8
FB0170060DN0420SZA		D	N	60	±20	2.5	42	52	—	—	1027	65	46	798	19	2.5	5	17	31.3
FB0090100DN1120SZA	SGT	D	N	100	±20	2.5	112	120	—	—	1535	60	37.4	2184	19.5	3.2	3.6	9.3	20.8
FB0050100DN3300SZA		D	N	100	±20	3	330	360			508	29	16.4	3168	9.6	1.83	1.85	5	17.8
FB0290100DN0200SZA	SGT	D	N	100	±20	2.2	20	30	—	—	849	185	8	358	17.9	2.8	5.2	28.5	29.8
FB0700030SP0072SZA		S	P	-30	±20	-2.5	7.2	12	—	—	3450	255	140	432	60	9	15	-70	90
FB0350030SP0200SZA		S	P	-30	±20	-2.5	20	32	—	—	1345	194	158	250	12.5	5.4	5	-35	34.7
FB0450030SP0150SZA		S	P	-30	±25	-2.5	15	25	—	—	2215	310	237	330	22	8.7	7.2	-45	45
FB0310030SP0300SZA		S	P	-30	±20	-2.5	30	55	—	—	930	148	115	294	9.8	2.2	3.4	-31	41.7
FB0590030SP0098SZA		S	P	-30	±25	-2.5	9.8	15	—	—	3448	508	421	323	33	10.7	12.8	-59	52.1
FB0590030SP0085SEA	ESD	S	P	-30	±20	-2.5	8.5	14	—	—	4319	439	299	578	68	10	12	-59	104
FB0270040SP0400SZA		S	P	-40	±20	-2.5	40	65	—	—	1004	108	80	360	9	2.54	3.1	-27	41.7
FB0520040SP0130SZA		S	P	-40	±20	-2.5	13	20	—	—	3500	323	222	363	27.9	7.7	7.5	-52	52.1
FB0350060SP0250SZA		S	P	-60	±20	-2.5	25	33	—	—	3635	224	141	625	25	6.7	5.5	-35	52.1
FB0080100SP0500SZA		S	P	-100	±20	-2.5	50	55	—	—	6516	223	125	4600	92	17.5	14	-8	5.5

* Configuration : A = Asymmetric, C=Complementary, D=Dual, S=Single

* FOM (Figure of Merit) is calculated by R_{DS(ON)} * Q_g, by the sequence of R_{DS(ON)} @ 10V, 4.5V, 2.5V and 1.8 V

NOTE : All Specifications subject to change without notice.

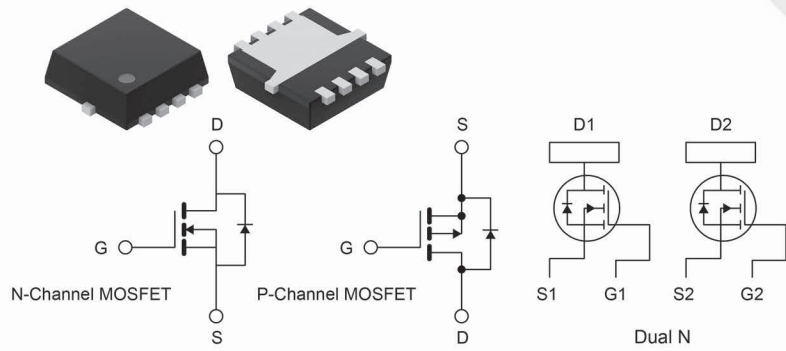
PRPAK5x6 Series

Fuzetec Part No.	SGT	Con fig.	Type	V _{DS} (V)	V _{GS} (V)	V _{GS(th)} (Max.V)	R _{DS(ON)} (mΩ) Max. @V _{GS} =				C _{ISS} (pF)	C _{OSS} (pF)	C _{ISS} (pF)	FOM	Q _g (nC)	Q _{gs} (nC)	Q _{gd} (nC)	ID (A)	P _D (W)
	ESD						10V	4.5V	2.5V	1.8V									
FB0300030CT0180SZA		C	N	30	±20	2.5	18	28	—	—	572	81	65	130	7.2	1.4	2.2	30	18.9
		C	P	-30	±20	-2.5	30	55	—	—	930	148	115	294	9.8	2.2	3.4	-24	18.9
FB0330030CT0120SZA		C	N	30	±20	2.5	12	18	—	—	942	132	108	118	9.8	4.1	3.5	33	25
		C	P	-30	±20	-2.5	18	30	—	—	2213	311	235	396	22	5.4	7	-31	25
FB1890030AN0012SZA	SGT	A	N	30	±20	2.2	3.6	5.5	—	—	1538	749	120	104	29	4.6	6.8	77	1.67
	SGT	A	N	30	±20	2.2	1.2	2	—	—	4887	2389	293	98	82	13.1	17.6	189	1.67
FB0250030AN0060SZA	SGT	A	N	30	±20	2.2	6	9	—	—	1113	436	55	54	9	2.8	3.6	25	21
	SGT	A	N	30	±20	2.2	6	9	—	—	1113	436	55	54	9	2.8	3.6	25	21
FB0600030AN0039SZA		A	N	30	±20	2.2	5.2	9	—	—	1113	436	55	47	9	2.8	3.6	50	21
		A	N	30	±20	2.2	3.9	6.1	—	—	1476	556	70	57	14.7	5.8	3.5	60	22
FB0540040AN0085SZA		A	N	40	±20	2.5	17	22	—	—	1013	107	76	170	10	2.55	4.8	39	41
		A	N	40	±20	2.5	8.5	12	—	—	2332	193	138	160	18.8	4.7	8.2	54	41
FB0260040CT0300SZA		C	N	40	±20	2.5	30	50	—	—	593	76	56	165	5.5	1.25	2.5	26	35.7
		C	P	-40	±20	-2.5	45	70	—	—	1004	108	80	405	9	2.54	3.1	-25	35.7
FB0260040CT0300SZA-1		C	N	40	±20	2.5	30	50	—	—	593	76	56	165	5.5	1.25	2.5	26	35.7
		C	P	-40	±20	-2.5	65	100	—	—	620	69	52	377	5.8	1.2	2.1	-16	25
FB0150040CT0080SZA		C	N	40	±20	2.5	8	10	—	—	2332	192	138	150	18.8	4.7	8.2	15	35.7
		C	P	-40	±20	-2.5	13	20	—	—	3500	323	222	363	27.9	7.7	7.5	-15	35.7
FB0230060CT0320SZA		C	N	60	±20	2.5	32	38	—	—	1378	86	64	402	12.56	3.24	6.31	23	41.6
		C	P	-60	±20	-2.5	70	105	—	—	1447	97	70	690	9.86	3.08	2.95	-18	41.6
FB0200060CT0450SZA		C	N	60	±20	2.5	45	52	—	—	1027	65	46	855	19	2.5	5	20	41.6
		C	P	-60	±20	-2.5	100	125	—	—	1080	73	50	1180	11.8	1.9	6.5	-12	41.6
FB0080100CT1000SZA		C	N	100	±20	2.5	100	125	—	—	987	38	26	1500	15	3.2	2.6	8	17.8
		C	P	-100	±20	-2.5	220	255	—	—	1228	41	29	4180	19	3.4	2.9	-6.2	17.8

* Configuration : A = Asymmetric, C=Complementary, D=Dual, S=Single

* FOM (Figure of Merit) is calculated by R_{DS(ON)} * Q_g, by the sequence of R_{DS(ON)} @ 10V, 4.5V, 2.5V and 1.8 V

NOTE : All Specifications subject to change without notice.



PRPAK3x3 Series

Fuzetec Part No.	SGT ESD	Con fig.	Type	V _{DS} (V)	V _{GS} (V)	V _{GS(th)} (Max.V)	R _{DS(ON)} (mΩ) Max. @V _{GS} =				C _{ISS} (pF)	C _{OSS} (pF)	C _{RRS} (pF)	FOM	Q _g (nC)	Q _{gs} (nC)	Q _{gd} (nC)	I _D (A)	P _D (W)
							10V	4.5V	2.5V	1.8V									
FB0500020SN0029SZB	ESD	S	N	20	±12	1	—	2.9	3.5	5.5	4239	688	643	170	58.6	5.8	20.6	50	35
FB0280030SN0180SZB		S	N	30	±20	2.5	18	30	—	—	572	81	65	130	7.2	1.4	2.2	28	20
FB0460030SN0090SZB		S	N	30	±20	2.5	9	15	—	—	1317	163	131	115	12.8	3.3	6.5	46	29
FB0640030SN0055SZB		S	N	30	±20	2.5	5.5	9	—	—	2295	267	210	110	20	7.6	7.2	64	35.7
FB0370030SN0120SZB		S	N	30	±20	2.5	12	16.5	—	—	896	126	108	118	9.82	2.24	5.54	37	26
FB0800030SN0040SZB		S	N	30	±20	2.5	4	6	—	—	3075	400	315	126	31.6	6.07	13.8	80	43.4
FB0400030SN0038SZB	ESD	S	N	30	±20	2.5	3.8	5.8	—	—	2461	383	261	89	23.4	11.4	8.2	40	36
FB0400030SN0038SZB-1		S	N	30	±20	2.5	3.8	5.8	—	—	2461	383	261	89	23.4	11.4	8.2	40	26
FB0300030SN0063SZB	SGT	S	N	30	±20	2.5	6.3	9	—	—	814	498	41	50	8	2.4	3.2	30	24
FB0320030SN0052SZB	SGT	S	N	30	±20	2.2	5.2	9	—	—	1113	436	55	47	9	2.8	3.6	32	25
FB0350030SN0039SZB	SGT	S	N	30	±20	2.2	3.9	6.1	—	—	1476	556	70	57	14.7	5.8	3.5	35	27
FB0280030SN0080SZB	SGT	S	N	30	±20	2.2	8	11	—	—	693	332	34	57	7.1	2.2	3.1	28	21
FB0120030SN0098SZB	SGT	S	N	30	±20	2.3	9.8	15.8	—	—	562	274	28	44	4.5	2.4	1.6	12	21
FB0360030SN0125SZB	SGT	S	N	30	±20	2.4	12.5	19	—	—	396	260	18	53	4.2	2.6	1.4	36	26
FB0300030SN0050SZB	SGT	S	N	30	±20	2.5	5	7.5	—	—	882	380	65	83	16.5	2.9	3.5	30	24
FB1000030SN0024SZB	SGT	S	N	30	±20	2.3	F	3.8	—	—	2859	1259	229	124	51.5	8	10.6	100	41.6
FB0400030SN0028SZB	SGT	S	N	30	±20	2.2	2.8	4.5	—	—	2235	956	156	57	20.4	6.7	8.6	40	26
FB0400030SN0046SEB		S	N	30	±20	2.4	4.6	6.5	—	—	1949	282	230	81	17.6	6.4	8.1	40	27.8
FB0500030SN0049SZB		S	N	30	±12	1.0	4.9	5.5	7.5	—	3100	405	310	157	32	6.1	14	50	31
FB0400040SN0065SZB		S	N	40	±20	2.5	6.5	9	—	—	2354	215	175	130	20	5.8	9.5	40	36.7
FB0430040SN0085SZB	SGT	S	N	40	±20	2.5	8.5	15	—	—	690	193	38	49	5.8	3	1.2	43	27.8
FB0330040SN0150SZB	SGT	S	N	40	±20	2.4	15	23	—	—	376	240	19	57	3.8	2.8	1.1	33	31.3
FB1000040SN0027SZB	SGT	S	N	40	±20	2.2	2.7	4	—	—	2643	861	81	124	45.8	8	10.6	100	41.7
FB0500040SN0039SZB	SGT	S	N	40	±20	2.3	3.9	6	—	—	1587	491	61	97	24.9	6.5	2.6	50	62.5
FB0330060SN0200SZB		S	N	60	±20	2.5	20	24	—	—	2423	145	97	386	19.3	7.1	7.6	33	42
FB0440060SN0120SZB		S	N	60	±20	2.5	12	15	—	—	3240	210	146	344	28.7	10.5	9.9	44	42
FB0330060SN0120SZB	SGT	S	N	60	±20	2.3	12	18	—	—	760	272	26	190	15.8	3.1	4.4	33	20.8
FB0300060SN0085SZB	SGT	S	N	60	±20	2.3	8.5	12.5	—	—	1270	479	40	128	15	3.5	4.2	30	27.7
FB0290060SN0150SZB	SGT	S	N	60	±20	2.3	15	25	—	—	512	171	20	176	11.7	2	3.5	29	20.8
FB0600060SN0052SZB	SGT	S	N	60	±20	2.3	5.2	7.8	—	—	1625	438	25	174	33.4	5.8	7.9	60	44.6
FB0350065SN0175SZB		S	N	65	±20	2.5	17.5	22	—	—	1683	144	98	338	19.3	7.1	7.6	35	42
FB0600065SN0052SZB	SGT	S	N	65	±20	2.3	5.2	7.8	—	—	1625	438	25	174	33.4	5.8	7.9	60	44.6
FB0200100SN0470SZB		S	N	100	±20	2.5	47	50	—	—	3848	137	82	2585	55	7.5	7	20	52.1
FB0070020DN0170SZE	ESD	D	N	20	±12	1.2	—	17	27	—	735	83	81	168	9.86	1.41	2.48	7	1.47
FB0120020DN0105SZE	ESD	D	N	20	±12	1.2	—	10.5	15	—	1660	163	150	242	23	3.4	7.9	12	2
FB0280030DN0180SZB		D	N	30	±20	2.5	18	30	—	—	572	81	65	130	7.2	1.4	2.2	28	20.8
FB0300030DN0140SZB		D	N	30	±20	2.5	14	19.5	—	—	896	126	108	137	9.82	2.24	5.54	30	20.8
FB0370030DN0100SZB		D	N	30	±20	2.5	10	14	—	—	745	460	65	78	7.8	2.3	3.3	37	20.8
FB0160060DN0420SZB		D	N	60	±20	2.5	42	52	—	—	1027	65	46	798	19	2.6	4.1	16	20.8
FB0290060DN0150SZB	SGT	D	N	60	±20	2.3	15	21	—	—	760	272	26	237	15.8	3.1	4.4	29	20.8
FB0050100DN3300SZB		D	N	100	±20	3	330	360	—	—	508	29	16.4	3168	9.6	1.83	1.85	4.6	15.6
FB0080100DN1000SZB	SGT	D	N	100	±20	2.3	100	130	—	—	180	32	2.5	349	3.49	0.66	0.92	8	12.5
FB0080100DN1520SZB		D	N	100	±20	2.5	152	158	—	—	1077	46	32	3876	25.5	4.2	4.3	8	1.67
FB0480020SP0090SZB		S	P	-20	±8	-1.0	—	9	11.5	15	5783	509	431	567	63	9.1	13	-48	29
FB0320030SP0200SZB		S	P	-30	±25	-2.5	20	32	—	—	1345	194	158	250	12.5	5.4	5	-32	29

* Configuration : A = Asymmetric, C=Complementary, D=Dual, S=Single

* FOM (Figure of Merit) is calculated by R_{DS(ON)} * Q_g, by the sequence of R_{DS(ON)} @ 10V, 4.5V, 2.5V and 1.8 V

NOTE : All Specifications subject to change without notice.

PRPAK3x3 Series


Fuzetec Part No.	SGT	Con fig.	Type	V _{DS} (V)	V _{GS} (V)	V _{GS(th)} (Max.V)	R _{DS(ON)} (mΩ) Max. @V _{GS} =				C _{ISS} (pF)	C _{OSS} (pF)	C _{RSS} (pF)	FOM	Q _g (nC)	Q _{gs} (nC)	Q _{gd} (nC)	ID (A)	P _D (W)
	ESD						10V	4.5V	2.5V	1.8V									
FB0420030SP0140Szb		S	P	-30	±20	-2.5	14	22	—	—	2215	310	237	308	22	8.7	7.2	-42	37
FB0500030SP0087Szb		S	P	-30	±25	-2.5	8.7	13.5	—	—	3448	508	421	261	30	10	10.4	-50	69
FB0320030SP0085SEB	ESD	S	P	-30	±20	-2.5	8.5	14	—	—	4319	439	299	255	30	10	10.4	-32	96
FB0500030SP0095Szb		S	P	-30	±20	-2.3	9.5	16	—	—	3614	372	316	544	57.3	10	7.6	-50	50
FB0150040SP0400Szb		S	P	-40	±20	-2.5	40	65	—	—	1004	108	80	360	9	2.54	3.1	-15	31.3
FB0400040SP0130Szb		S	P	-40	±20	-2.5	13	20	—	—	3500	323	222	363	27.9	7.7	7.5	-40	31.3
FB0130060SP0900Szb		S	P	-60	±20	-2.5	90	115	—	—	1080	73	50	1062	11.8	1.9	6.5	-13	31.3
FB0260060SP0250Szb		S	P	-60	±20	-2.5	25	33	—	—	3635	224	141	625	25	6.7	5.5	-26	31.25
FB0020150SP7800Szb		S	P	-150	±20	-4	780	980	—	—	706	23	13	8424	10.8	3.1	2.2	-2	7.8
FB0190030DP0400Szb		D	P	-30	±20	-2.5	40	62	—	—	930	148	115	392	9.8	2.2	3.4	-19	20.8
FB0190030CT0340Szb		C	N	30	±20	2.5	34	50	—	—	416	62	51	170	5	1.1	2.6	19	20.8
		C	P	-30	±20	-2.5	36	60	—	—	930	148	115	353	9.8	2.2	3.4	-18.7	20.8
FB0240030CT0200Szb		C	N	30	±20	2.5	20	30	—	—	572	81	65	144	7.2	1.4	2.2	24	20
		C	P	-30	±20	-2.5	18	30	—	—	2213	311	235	396	22	5.4	7	-27	20
FB0050060CT0500Szb		C	N	60	±20	2.5	50	70	—	—	1027	65	46	950	19	2.6	4.1	5	2
		C	P	-60	±20	-2.5	100	120	—	—	1447	97.3	70	986	9.86	3.08	2.95	-3.8	2
FB0060100CT1000Szb		C	N	100	±20	2.7	100	125	—	—	987	38	26	1500	15	3.2	2.6	6	1.5
		C	P	-100	±20	-2.5	220	255	—	—	1228	41	29	4180	19	3.4	2.9	-4.1	1.5
FB0070030CT0280SZE		C	N	30	±20	2.5	28	40	—	—	416	62	51	140	5.0	1.11	2.61	7	2.5
		C	P	-30	±20	-2.5	32	56	—	—	930	148	115	314	9.8	2.2	3.4	-7	2.5
FB0100030CT0180SZE		C	N	30	±20	2.5	18	28	—	—	572	81	65	130	7.2	1.4	2.2	10	2.6
		C	P	-30	±20	-2.5	30	55	—	—	930	148	115	294	9.8	2.2	3.4	-8	2.6
FB0060030CT0350SZE		C	N	30	±20	2.5	35	55	—	—	416	62	51	175	5.0	1.11	2.61	6	1.5
		C	P	-30	±20	-2.5	50	80	—	—	585	100	85	320	6.4	2.3	2	-4.9	1.5
FB0070040CT0300SZE		C	N	40	±20	2.5	30	50	—	—	593	76	56	165	5.5	1.25	2.5	7.3	2.6
		C	P	-40	±20	-2.5	45	70	—	—	1004	108	80	405	9	2.54	3.1	-6.2	2.6
FB0020100CT3100SZE		C	N	100	±20	2.5	310	320	—	—	508	29	16	1240	4	1.2	1.3	2	1.5
		C	P	-100	±20	-2.5	650	700	—	—	553	29	20	6045	9.3	1.75	1.25	1.5	1.5

* Configuration : A = Asymmetric, C=Complementary, D=Dual, S=Single


NOTE : All Specifications subject to change without notice.

* FOM (Figure of Merit) is calculated by R_{DS(ON)} * Q_g, by the sequence of R_{DS(ON)} @ 10V, 4.5V, 2.5V and 1.8 V


DFN Families




DFN2x2 Series



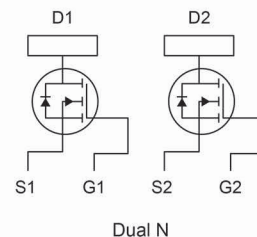
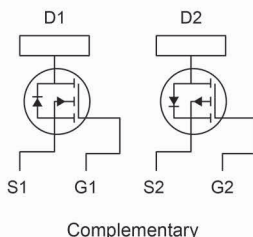
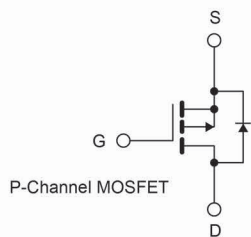
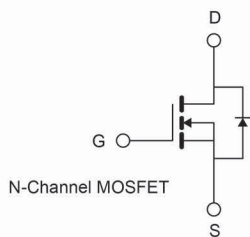
DFN3x3 Series



DFN2x3 Series



DFN3.3x3.3 Series



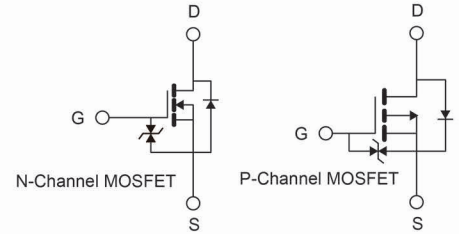
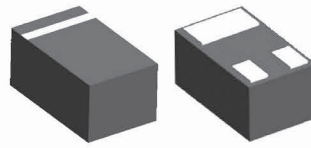
Fuzetec Part No.	SGT	Con fig.	Type	V _{DS} (V)	V _{GS} (V)	V _{GS(th)} (Max.V)	R _{DS(ON)} (mΩ) Max. @V _{GS} =				C _{ISS} (pF)	C _{OSS} (pF)	C _{RES} (pF)	FOM	Q _g (nC)	Q _{gs} (nC)	Q _{gd} (nC)	I _D (A)	P _D (W)
	ESD						10V	4.5V	2.5V	1.8V									
FC0560012DN0043SZA	ESD	D	N	12	±8	1.0	—	4.3	5.6	7.6	3165	380	325	163	38	4.5	12	56	31
FC0560012DN0043SZA-1	ESD	D	N	12	±8	1.0	—	4.3	5.6	7.6	3165	380	325	163	38	4.5	12	56	31
FC0560020DN0058SZA	ESD	D	N	20	±8	1.0	—	5.8	7	12	3165	380	325	220	38	4.5	12	56	31
FC0300030DN0120SZA		D	N	30	±20	2.5	12	15	—	—	940	131	109	115	9.6	3.8	3.4	30	1.9
FC0050020CT0400SZB		C	N	20	±12	1.0	—	40	55	70	310	49	35	184	4.6	0.7	1.5	5	1.56
		C	P	-20	±12	-1.0	—	100	145	200	677	82	73	1010	10.1	1.21	2.46	-4.5	1.56
FC0060020DN0220SZB	ESD	D	N	20	±12	1.5	—	22	29	—	630	66	63	229	10.4	1.3	2.6	6	1.4
FC0080020DN0160SZC	ESD	D	N	20	±12	1.2	—	16	27.5	—	735	83	81	170	10.6	2.2	4.1	8	1.56
FC0100020DN0090SZC	ESD	D	N	20	±12	1.2	—	9	13.5	—	1647	170	148	198	22	3.1	8.2	9.5	1.56
FC0080020DN0130SZC	ESD	D	N	20	±12	1.2	—	13	20	—	734	84	80	138	10.6	2.2	4.1	8	1.56
FC0110020DN0072SZC	ESD	D	N	20	±12	1.5	—	7.2	10.2	—	1767	184	155	166	23	3.5	8.4	11	1.56
FC0370030SN0120SZD		S	N	30	±20	2.5	12	16.5	—	—	896	126	108	118	9.82	2.24	5.54	37	26
FC0080030SP0320SZD		S	P	-30	±20	-2.5	32	53	—	—	930	148	115	314	9.8	2.2	3.4	-8	2.8
FC0500020SN0020SZE	ESD	S	N	20	±12	1.0	—	2	2.7	—	4307	501	321	154	77	8.7	14	50	83
FC0500020SP0050SZE		S	P	-20	±12	-1.0	—	5	6.5	8.5	4307	501	321	380	76	9	13.7	-50	83
FC0500060SN0085SZE		S	N	60	±20	2.5	8.5	12	—	—	3307	201	151	485	57	8.7	14	50	41
FC0500030SN0022SZE		S	N	30	±20	2.3	2.2	3.1	—	—	4776	659	626	98	44.5	14.3	19.9	50	56.5
FC0500030SP0072SZE		S	P	-30	±20	-2.5	7.2	12	—	—	3450	255	140	432	60	9	15	-50	41
FC0450075SN0120SZE		S	N	75	±20	2.5	12	14.5	—	—	3120	140	110	731	60.9	8.1	17.9	45	41

* Configuration : A = Asymmetric, C=Complementary, D=Dual, S=Single

* FOM (Figure of Merit) is calculated by R_{DS(ON)} * Q_g, by the sequence of R_{DS(ON)} @ 10V, 4.5V, 2.5V and 1.8 V

NOTE : All Specifications subject to change without notice.

DFN1006-3L Series

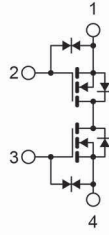



Fuzetec Part No.	SGT	Con fig.	Type	V _{DS} (V)	V _{GS} (V)	V _{GS(th)} (Max.V)	R _{DS(ON)} (mΩ) Max. @V _{GS} =				C _{iss} (pF)	C _{oss} (pF)	C _{rss} (pF)	FOM	Q _g (nC)	Q _{gs} (nC)	Q _{gd} (nC)	I _D (A)	P _D (W)
	ESD						10V	4.5V	2.5V	1.8V									
FC0010020SN2000SZG	ESD	S	N	20	±8	0.9	—	—	200	250	48	13	10	200	1	0.1	0.42	1	0.3
FC0010020SN5200SZG	ESD	S	P	-20	±10	-1.1	—	—	520	780	113	15	9	650	1.25	0.35	0.29	-0.8	0.27
FC0010020SN5000SZG	ESD	S	N	20	±12	1.1	—	—	500	700	79	13	9	—	—	—	—	0.75	0.1

* Configuration : A = Asymmetric, C=Complementary, D=Dual, S=Single

NOTE : All Specifications subject to change without notice.

* FOM (Figure of Merit) is calculated by R_{DS(ON)} * Q_g, by the sequence of R_{DS(ON)} @ 10V, 4.5V, 2.5V and 1.8 V



CSP Series

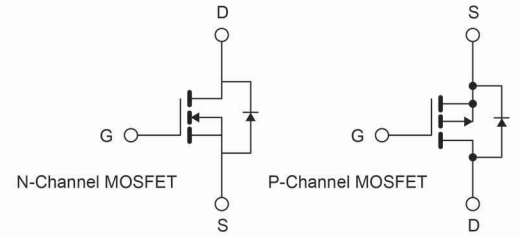

Fuzetec Part No.	SGT ESD	Con fig.	Type	V _{DS} (V)	V _{GS} (V)	V _{GS(th)} (Max.V)	R _{DS(ON)} (mΩ) Max. @V _{GS} =				C _{iss} (pF)	C _{oss} (pF)	C _{riss} (pF)	FOM	Q _g (nC)	Q _{gs} (nC)	Q _{gd} (nC)	I _D (A)	P _D (W)
							10V	4.5V	2.5V	1.8V									
FA0060020DN0360SZS	ESD	D	N	20	±12	1.2	—	36	55	—	—	—	—	374	10.4	—	—	6	1.6
FA0060024DN0450SZS	ESD	D	N	24	±12	1.2	—	45	70	—	—	—	—	540	12	—	—	6	1.6

* Configuration : A = Asymmetric, C=Complementary, D=Dual, S=Single

NOTE : All Specifications subject to change without notice.

* FOM (Figure of Merit) is calculated by R_{DS(ON)} * Q_g, by the sequence of R_{DS(ON)} @ 10V, 4.5V, 2.5V and 1.8 V

TO263 Series



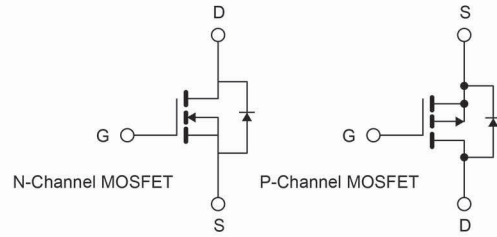

Fuzetec Part No.	SGT ESD	Con fig.	Type	V _{DS} (V)	V _{GS} (V)	V _{GS(th)} (Max.V)	R _{DS(ON)} (mΩ) Max. @V _{GS} =				C _{ISS} (pF)	C _{OSS} (pF)	C _{RSS} (pF)	FOM	Q _g (nC)	Q _{gs} (nC)	Q _{gd} (nC)	I _D (A)	P _D (W)
							10V	4.5V	2.5V	1.8V									
FH0650030SN0085SZZ		S	N	30	±20	2.5	8.5	14	—	—	1317	163	131	107	12.6	4.2	5.1	65	58
FH0900030SN0060SZZ		S	N	30	±20	2.5	6	9	—	—	2295	267	210	120	20	7.6	7.2	90	74
FH2050030SN0024SBZ		S	N	30	±20	2.5	2.4	3.2	—	—	5850	720	525	137	56.9	13.8	23.5	205	187
FH1650040SN0033SAZ		S	N	40	±20	4.5	3.3	—	—	—	4711	869	367	215	65	24	21	165	149
FH1700040SN0028SZZ		S	N	40	±20	2.2	2.8	3.6	—	—	3972	1119	82	252	90	12	18.5	170	178
FH1700040SN0026SZZ	SGT	S	N	40	±20	2.2	2.6	3.6	—	—	3862	1214	117	179	68.9	10.3	14.5	170	178
FH1700040SN0028SAZ		S	N	40	±20	4	2.8	—	—	—	3739	1267	106	168	60	14.7	13.9	170	178
FH0450060SN0200SZZ		S	N	60	±20	2.5	20	24	—	—	2423	145	97	386	19.3	7.1	7.6	45	74
FH0980060SN0082SAZ	SGT	S	N	60	±20	4.5	8.2	—	—	—	1990	400	180	291	35.5	8.6	15.9	98	149
FH1600060SN0048SAZ	SGT	S	N	60	±20	4.5	4.8	—	—	—	5580	571	278	402	83.7	28.6	29.3	160	214
FH0800060SN0085SZZ		S	N	60	±20	2.5	8.5	12	—	—	3307	201	151	485	57	8.7	14	80	41
FH1400060SN0052SZZ		S	N	60	±20	2.5	5.2	7	—	—	4706	325	245	390	75	15.5	20.3	140	166
FH1100060SN0045SZZ		S	N	60	±20	2.3	4.5	6.5	—	—	3458	1522	22	261	58	16	4	110	113
FH0800075SN0120SZZ		S	N	75	±20	2.5	12	14.5	—	—	3120	140	110	731	60.9	8.1	17.9	80	125
FH1080080SN0065SAZ	SGT	S	N	80	±20	4.5	6.5	—	—	—	5580	571	278	544	83.7	28.6	29.3	108	149
FH1200080SN0065SZZ	SGT	S	N	80	±20	2.3	6.5	9	—	—	2860	410	38	260	40	7.2	6.5	120	150
FH1800080SN0034SZZ	SGT	S	N	80	±20	2.3	3.4	4.5	—	—	6304	1647	62	374	110	23	17	180	272
FH0360100SN0400SZZ	SGT	S	N	100	±20	2.5	40	50	—	—	2270	130	90	1824	45.6	6.7	11.8	36	125
FH0580100SN0220SAZ	SGT	S	N	100	±20	4.5	22	—	—	—	1890	268	67	607	27.6	11.4	7.9	58	149
FH1040100SN0120SAZ	SGT	S	N	100	±20	4.5	12	—	—	—	5580	571	278	1008	84	28	26	104	156
FH0400100SN0220SZZ		S	N	100	±20	2.5	22	28	—	—	1930	245	125	792	36	5	10	40	62.5
FH0850100SN0080SZZ		S	N	100	±20	2.3	8	10.5	—	—	3320	605	20	360	45	9.5	4.8	85	125
FH0850100SN0080SAZ		S	N	100	±20	4	8	—	—	—	3148	693	26	360	45	9.5	4.8	85	125
FH3080100SN0022SAZ		S	N	100	±20	4	2.2	—	—	—	13362	1917	387	440	200	53.3	49	308	429
FH1200100SN0045SCZ		S	N	100	±20	4	4.5	—	—	—	4725	609	14	324	72	28	15	120	250
FH1000120SN0062SZZ		S	N	120	±20	4	6.2	—	—	—	6494	819	31	682	110	24.7	33.1	100	178
FH1000150SN0090SZZ		S	N	150	±20	4	9	—	—	—	5870	404	9.3	900	100	24.9	30.8	100	178
FH0180200SN1700SZZ		S	N	200	±20	2.5	170	180	—	—	2047	109	70	7650	45	9	10.5	18	83
FH0450060SP0250SZZ		S	P	-60	±20	-2.5	25	33	—	—	3635	224	141	625	25	6.7	5.5	-45	86.8
FH0350100SP0500SZZ		S	P	-100	±20	-2.5	50	55	—	—	6516	223	125	4600	92	17.5	14	-35	104

* Configuration : A = Asymmetric, C=Complementary, D=Dual, S=Single

* FOM (Figure of Merit) is calculated by R_{DS(ON)} * Q_g, by the sequence of R_{DS(ON)} @ 10V, 4.5V, 2.5V and 1.8 V

NOTE : All Specifications subject to change without notice.

TO252 Series



Fuzetec Part No.	SGT ESD	Con fig.	Type	V _{DS} (V)	V _{GS} (V)	V _{GS(th)} (Max.V)	R _{DS(ON)} (mΩ) Max. @V _{GS} =				C _{ISS} (pF)	C _{OSS} (pF)	C _{RRS} (pF)	FOM	Q _g (nC)	Q _{gs} (nC)	Q _{gd} (nC)	I _D (A)	P _D (W)
							10V	4.5V	2.5V	1.8V									
FD0300030SN0180SZZ	SGT	S	N	30	±20	2.5	18	30	—	—	572	81	65	112	6.2	2.4	2.5	30	25
FD0550030SN0085SZZ		S	N	30	±20	2.5	8.5	14	—	—	1317	163	131	107	12.6	4.2	5.1	55	41
FD0520030SN0080SSZ		S	N	30	±20	2.2	8	11	—	—	693	332	34	57	7.1	2.2	3.1	52	34.7
FD0800030SN0055SZZ		S	N	30	±20	2.5	5.5	9	—	—	2295	267	210	110	20	7.6	7.2	80	53
FD0780030SN0058SSZ		S	N	30	±20	2.5	5.8	8.5	—	—	882	380	65	96	16.5	2.9	3.5	78	50
FD0240030SN0250SZZ	SGT	S	N	30	±20	2.5	25	38	—	—	416	62	51	123	4.9	1.66	1.85	24	20.8
FD0430030SN0120SZZ	SGT	S	N	30	±20	2.5	12	18	—	—	940	131	109	118	9.8	4.2	3.6	43	37.5
FD0960030SN0040SZZ		S	N	30	±20	2.5	4	6	—	—	3075	400	315	126	31.6	8.6	11.7	96	62.5
FD0700030SN0024SBZ		S	N	30	±20	2.5	2.4	3.2	—	—	4345	340	225	137	56.9	13.8	23.5	70	60
FD0520030SN0080SZZ		S	N	30	±20	2.2	8	11	—	—	693	332	34	57	7.1	2.2	3.1	52	34.7
FD0780030SN0058SZZ		S	N	30	±20	2.5	5.8	8.5	—	—	882	380	65	96	16.5	2.9	3.5	78	50
FD0720030SN0055SZZ		S	N	30	±20	2.2	5.5	9	—	—	1907	301	243	116	21	6.2	10.5	72	45
FD0230040SN0260SZZ		S	N	40	±20	2.5	26	35	—	—	593	76	56	143	5.5	1.25	2.5	23	25
FD0420040SN0115SZZ		S	N	40	±20	2.5	11.5	16.5	—	—	1314	120	88	123	10.7	3.3	4.2	42	34.7
FD0600040SN0075SZZ	SGT	S	N	40	±20	2.5	7.5	10	—	—	2332	193	138	141	18.8	4.7	8.2	60	44.6
FD0330040SN0170SZZ	SGT	S	N	40	±20	2.5	17	22	—	—	1013	107	76	170	10	2.55	4.8	33	31.3
FD0750040SN0065SZZ	SGT	S	N	40	±20	2.5	6.5	9	—	—	3354	275	204	182	28	7.85	12.5	75	52.1
FD0700040SN0033SAZ	SGT	S	N	40	±20	4.0	3.3	—	—	—	4711	869	367	215	65	24	21	70	125
FD1000040SN0024SZZ	SGT	S	N	40	±20	2.2	2.4	3.6	—	—	3972	1119	82	216	90	12	18.5	100	125
FD0460040SN0090SZZ		S	N	40	±20	2.2	9	14	—	—	669	241	19	111	12.3	2.4	2.5	46	31
FD1140040SN0032SZZ		S	N	40	±20	2.2	3.2	5.3	—	—	2648	899	71	73	22.7	7.5	5.5	114	73.5
FD1000045SN0022SBZ		S	N	45	±20	2.3	2.2	3.2	—	—	3516	998	109	141	64	9.3	13.4	100	83
FD1000040SN0026SAZ		S	N	40	±20	3.6	2.6	—	—	—	3739	1267	106	156	60	14.7	13.9	100	83
FD0170060SN0750SZZ		S	N	60	±20	2.5	75	90	—	—	695	148	7	413	5.5	1.8	2.4	17	42
FD0170060SN0700SAZ		S	N	60	±20	2.5	70	90	—	—	695	148	7	385	5.5	1.8	2.4	17	42
FD0230060SN0300SZZ		S	N	60	±20	2.5	30	38	—	—	1378	86	64	378	12.6	3.2	6.3	23	34.7
FD0350060SN0200SZZ		S	N	60	±20	2.5	20	24	—	—	2423	145	97	386	19.3	7.1	7.6	35	45
FD0100060SN0900SZZ		S	N	60	±20	2.5	90	100	—	—	511	38	25	441	4.9	1.8	2.2	10	20.8
FD0200060SN0400SZZ		S	N	60	±20	2.5	40	50	—	—	1027	65	46	760	19	2.5	5	20	31.3
FD0470060SN0120SZZ		S	N	60	±20	2.5	12	15	—	—	3240	210	146	344	28.7	10.5	9.9	47	52
FD0470060SN0120SAZ		S	N	60	±20	5.0	12	—	—	—	2186	260	167	404	33.7	10.6	9.9	47	52
FD0760060SN0082SAZ	SGT	S	N	60	±20	4.5	8.2	—	—	—	1990	400	180	291	35.5	8.6	15.9	76	89.3
FD0750060SN0085SZZ		S	N	60	±20	2.5	8.5	12	—	—	3307	201	151	485	57	8.7	14	75	41
FD0750060SN0085SAZ		S	N	60	±20	4.5	8.5	—	—	—	3307	201	151	485	57	8.7	14	75	41
FD1120060SN0052SZZ	SGT	S	N	60	±20	2.5	5.2	7	—	—	4706	325	245	390	75	15.5	20.3	112	104
FD0580060SN0085SZZ	SGT	S	N	60	±20	2.3	8.5	12.5	—	—	1270	479	40	128	15	3.5	4.2	58	52
FD0720060SN0055SZZ		S	N	60	±20	2.3	5.5	8.5	—	—	1625	438	25	184	33.4	5.8	7.9	72	52
FD0120080SN1000SZZ		S	N	80	±20	2.5	100	115	—	—	1090	60	41	1860	18.6	3.9	3.2	11.8	31.3
FD0620075SN0120SZZ		S	N	75	±20	2.5	12	14.5	—	—	3120	140	110	731	60.9	8.1	17.9	62	89
FD0480080SN0065SZZ		S	N	80	±20	2.3	6.5	8.5	—	—	2860	410	38	260	40	7.2	6.5	48	56
FD0600080SN0087SZZ		S	N	80	±20	2.3	8.7	12.5	—	—	1738	317	12	252	29	7.7	5.3	60	52
FD0120100SN1120SZZ		S	N	100	±20	2.5	112	120	—	—	1535	60	37	2934	26.2	4.6	5.1	12	34.7
FD0050100SN3100SZZ		S	N	100	±20	2.5	310	320	—	—	508	29	16.4	2976	9.6	1.83	1.85	5.4	20.8
FD0110100SN1520SZZ		S	N	100	±20	2.5	152	158	—	—	1077	46	32	3876	25.5	4.2	4.3	11	31
FD0220100SN0470SZZ		S	N	100	±20	2.5	47	50	—	—	3848	137	82	2820	60	9.7	11.8	22	52.1

* Configuration : A = Asymmetric, C=Complementary, D=Dual, S=Single

* FOM (Figure of Merit) is calculated by R_{DS(ON)} * Q_g, by the sequence of R_{DS(ON)} @ 10V, 4.5V, 2.5V and 1.8 V

NOTE : All Specifications subject to change without notice.

TO252 Series

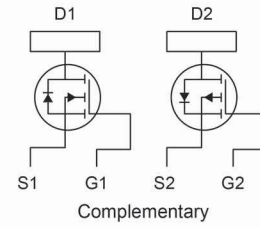

Fuzetec Part No.	SGT	Con fig.	Type	V _{DS} (V)	V _{GS} (V)	V _{GS(th)} (Max.V)	R _{DS(ON)} (mΩ) Max. @V _{GS} =				C _{ISS} (pF)	C _{OSS} (pF)	C _{rSS} (pF)	FOM	Q _g (nC)	Q _{gs} (nC)	Q _{gd} (nC)	ID (A)	P _D (W)
	ESD						10V	4.5V	2.5V	1.8V									
FD0240100SN0470SAZ		S	N	100	±20	4	47	—	—	—	3848	137	82	2256	48	8.5	10.5	24	54
FD0450100SN0220SAZ		S	N	100	±20	4.5	22	—	—	—	1890	268	67	607	27.6	11.4	7.9	45	90
FD0560100SN0135SAZ		S	N	100	±20	4.5	13.5	—	—	—	2947	390	177	655	48.5	13.7	18.9	56	83
FD0400100SN0220SZZ		S	N	100	±20	2.5	22	28	—	—	1930	245	125	792	36	5	10	40	62.5
FD0140100SN0660SZZ	SGT	S	N	100	±20	2.9	66	85	—	—	620	105	63	785	11.9	2.6	1.7	14	30
FD0300100SN0260SZZ	SGT	S	N	100	±20	2.5	26	32	—	—	3307	201	151	1482	57	8.7	14	30	52
FD0150100SN1000SZZ	SGT	S	N	100	±20	2.9	100	110	—	—	1009	32	23	1630	16.3	3.68	2.97	14.6	30
FD0640100SN0140SZZ	SGT	S	N	100	±20	2.4	14	17	—	—	4708	326	247	1050	75	15.5	20.3	64	89
FD0730100SN0085SZZ		S	N	100	±20	2.3	8.5	11	—	—	3320	605	20	383	45	9.5	4.8	73	108
FD0380100SN0200SZZ		S	N	100	±20	2.2	20	30	—	—	849	185	8	358	17.9	2.8	5.2	38	52
FD0580100SN0115SZZ	SGT	S	N	100	±20	2.4	11.5	15	—	—	2550	305	12	334	29	6.5	5.5	58	73
FD1120100SN0045SCZ	SGT	S	N	100	±20	4	4.5	—	—	—	4725	609	14	324	72	28	15	112	104
FD0480120SN0300SAZ		S	N	120	±20	4	30	—	—	—	1362	192	3.7	618	20.6	6.9	5.1	48	113
FD0200150SN0880SZZ		S	N	150	±20	2.5	88	100	—	—	2285	110	83	2209	25.1	6.8	12.6	20	72.6
FD0230150SN0560SAZ		S	N	150	±20	4	56	—	—	—	1190	73	4	1288	23	5.8	4.2	23	72.6
FD0230150SN0560SSZ		S	N	150	±20	2.5	56	68	—	—	1090	93	6	1064	19	4.5	2.6	23	72.6
FD0300150SN0460SZZ		S	N	150	±20	2.5	46	50	—	—	3755	207	160	1840	40	10	21	30	115
FD0180200SN1700SZZ		S	N	200	±20	2.5	170	180	—	—	2047	109	70	7650	45	9	10.5	18	83
FD0700030SP0072SZZ		S	P	-30	±20	-2.5	7.2	12	—	—	3450	255	140	432	60	9	15	-70	90
FD0200030SP0420SZZ		S	P	-30	±20	-2.5	42	78	—	—	585	100	85	256	6.1	3.1	1.8	-20	25
FD0350030SP0200SZZ		S	P	-30	±20	-2.5	20	32	—	—	1345	194	158	250	12.5	5.4	5	-35	34.7
FD0450030SP0150SZZ		S	P	-30	±25	-2.5	15	25	—	—	2215	310	237	330	22	8.7	7.2	-45	45
FD0150030SP0620SZZ		S	P	-30	±20	-2.5	62	110	—	—	463	82	68	324	5.22	1.25	2.3	-15.4	20.8
FD0270030SP0300SZZ		S	P	-30	±20	-2.5	30	55	—	—	930	148	115	294	9.8	2.2	3.4	-27	31.3
FD0570030SP0105SZZ		S	P	-30	±25	-2.5	10.5	18.5	—	—	3448	508	421	347	33	10.7	12.8	-57	52.1
FD0160040SP0650SZZ		S	P	-40	±20	-2.5	65	100	—	—	620	69	52	377	5.8	1.2	2.1	-16	25
FD0270040SP0320SZZ		S	P	-40	±20	-2.5	32	46	—	—	1415	134	102	368	11.5	3.5	3.3	-27	35
FD0230040SP0400SZZ		S	P	-40	±20	-2.5	40	65	—	—	1004	108	80	360	9	2.54	3.1	-23	31.3
FD0520040SP0130SZZ		S	P	-40	±20	-2.5	13	20	—	—	3500	323	222	363	27.9	7.7	7.5	-52	52.1
FD0120060SP1400SZZ		S	P	-60	±20	-2.5	140	190	—	—	715	51	34	819	5.85	2.9	1.8	-12	25
FD0180060SP0700SZZ		S	P	-60	±20	-2.5	70	105	—	—	1447	97.3	70	690	9.86	3.08	2.95	-18	34.7
FD0290060SP0350SZZ		S	P	-60	±20	-2.5	35	55	—	—	2217	310	238	840	24	8.6	7.3	-29	2
FD0080060SP1800SZZ		S	P	-60	±20	-2.5	180	266	—	—	531	59	38	828	4.6	1.4	1.62	-8	20.8
FD0130060SP0900SZZ		S	P	-60	±20	-2.5	90	115	—	—	1080	73	50	1062	11.8	1.9	6.5	-13	31.3
FD0350060SP0250SZZ		S	P	-60	±20	-2.5	25	33	—	—	3635	224	141	625	25	6.7	5.5	-35	52.1
FD0090100SP2100SZZ		S	P	-100	±20	-2.5	210	240	—	—	1228	41	29	3990	19	3.4	2.9	-8.7	2
FD0040100SP6500SZZ		S	P	-100	±20	-2.5	650	700	—	—	553	29	20	2925	4.5	1.14	1.5	-4.1	20.8
FD0180100SP0950SZZ		S	P	-100	±20	-2.5	95	110	—	—	3029	129	76	4228	44.5	9.13	5.93	-18	54
FD0300100SP0500SZZ		S	P	-100	±20	-2.5	50	55	—	—	6516	223	125	4600	92	17.5	14	-30	104

* Configuration : A = Asymmetric, C=Complementary, D=Dual, S=Single

NOTE : All Specifications subject to change without notice.

* FOM (Figure of Merit) is calculated by R_{DS(ON)} * Q_g, by the sequence of R_{DS(ON)} @ 10V, 4.5V, 2.5V and 1.8 V

TO252-4L Series



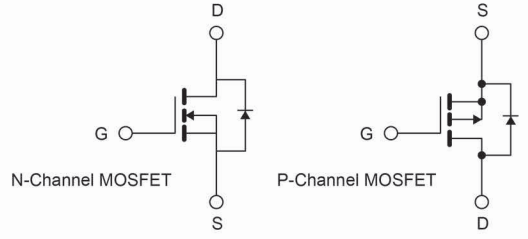

Fuzetec Part No.	SGT ESD	Con fig.	Type	V _{DS} (V)	V _{GS} (V)	V _{GS(th)} (Max.V)	R _{DS(ON)} (mΩ) Max. @V _{GS} =				C _{ISS} (pF)	C _{OSS} (pF)	C _{rss} (pF)	FOM	Q _g (nC)	Q _{gs} (nC)	Q _{gd} (nC)	I _D (A)	P _D (W)
							10V	4.5V	2.5V	1.8V									
FD0240030CT0270SZZ		C	N	30	±20	2.5	27	40	—	—	416	62	51	135	5.0	1.11	2.61	24	20.8
			P	-30	±20	-2.5	32	56	—	—	930	148	115	314	9.8	2.2	3.4	-22	20.8
FD0300030CT0180SZZ		C	N	30	±20	2.5	18	28	—	—	572	81	65	130	7.2	1.4	2.2	30	25
			P	-30	±20	-2.5	30	55	—	—	930	148	115	294	9.8	2.2	3.4	-24	25
FD0230040CT0280SZZ		C	N	40	±20	2.5	28	42	—	—	593	76	56	154	5.5	1.25	2.5	23	25
			P	-40	±20	-2.5	40	65	—	—	1004	108	80	360	9	2.54	3.1	-20	31.3
FD0120040CT0300SZZ		C	N	40	±20	2.5	30	50	—	—	593	76	56	165	5.5	1.25	2.5	12	7.8
			P	-40	±20	-2.5	70	100	—	—	620	69	52	406	5.8	1.2	2.1	-8.5	7.8
FD0230060CT0320SZZ		C	N	60	±20	2.5	32	38	—	—	1378	86	64	402	12.56	3.24	6.31	23	34.7
			P	-60	±20	-2.5	70	105	—	—	1447	97	70	690	9.86	3.08	2.95	-18	34.7
FD0200060CT0400SZZ		C	N	60	±20	2.5	40	50	—	—	1027	65	46	760	19	2.5	5	20	50
			P	-60	±20	-2.5	100	125	—	—	1080	73	50	1180	11.8	1.9	6.5	-12	50
FD0080100CT1000SZZ		C	N	100	±20	2.5	100	125	—	—	987	38	26	1500	15	3.2	2.6	8	1.5
			P	-100	±20	-2.5	22	255	—	—	1228	41	29	4180	19	3.4	2.9	-6.2	1.5

* Configuration : A = Asymmetric, C=Complementary, D=Dual, S=Single

* FOM (Figure of Merit) is calculated by R_{DS(ON)} * Q_g, by the sequence of R_{DS(ON)} @ 10V, 4.5V, 2.5V and 1.8 V

NOTE : All Specifications subject to change without notice.

TO220 Series



Fuzetec Part No.	SGT ESD	Con fig.	Type	V _{DS} (V)	V _{GS} (V)	V _{GS(th)} (Max.V)	R _{DS(ON)} (mΩ) Max. @V _{GS} =				C _{iss} (pF)	C _{oss} (pF)	C _{riss} (pF)	FOM	Q _g (nC)	Q _{gs} (nC)	Q _{gd} (nC)	I _D (A)	P _D (W)
							10V	4.5V	2.5V	1.8V									
FP0370030SN0180SZZ	SGT	S	N	30	±20	2.5	18	30	—	—	572	81	65	112	6.2	2.4	2.5	37	41
FP0900030SN0060SZZ	SGT	S	N	30	±20	2.5	6	9	—	—	2295	267	210	120	20	7.6	7.2	90	74
FP0530030SN0120SZZ		S	N	30	±20	2.5	12	18	—	—	940	131	109	118	9.8	4.2	3.6	53	52.1
FP1100030SN0040SZZ		S	N	30	±20	2.5	4	6	—	—	3075	400	315	126	31.6	6.1	13.8	110	86.8
FP2050030SN0027SBZ		S	N	30	±20	2.5	2.7	3.8	—	—	5850	720	525	154	56.9	13.8	23.5	205	187
FP1820030SN0030SRZ		S	N	30	±20	2.5	3	4	—	—	5935	725	538	171	56.9	13.8	23.5	182	149
FP0900040SN0065SZZ		S	N	40	±20	2.5	6.5	8.5	—	—	3415	282	210	195	30	7.2	13	90	87
FP1670040SN0033SAZ		S	N	40	±20	4.5	3.3	—	—	—	4711	869	367	215	65	24	21	167	149
FP1700040SN0026SZZ		S	N	40	±20	2.2	2.6	3.6	—	—	3972	1119	82	117	45	12	18.5	170	178
FP1700040SN0026SZZ-1		S	N	40	±20	2.2	2.6	3.6	—	—	3862	1214	117	179	68.9	10.3	14.5	170	178
FP1700040SN0028SAZ		S	N	40	±20	4	2.8	—	—	—	3739	1267	106	168	60	14.7	13.9	170	178
FP2200040SN0019SZZ		S	N	40	±20	2.3	1.9	2.6	—	—	6780	2100	225	239	126	17	28	220	149
FP2200040SN0019SAZ	SGT	S	N	40	±20	4	1.9	—	—	—	6601	2073	248	205	108	25.4	26.8	220	149
FP1050040SN0038SZZ	SGT	S	N	40	±20	2.2	3.8	5.3	—	—	2648	899	71	86	22.7	7.5	5.5	105	73.5
FP0300060SN0300SZZ	SGT	S	N	60	±20	2.5	30	38	—	—	1378	86	64	378	12.6	3.2	6.3	30	58
FP0450060SN0200SZZ	SGT	S	N	60	±20	2.5	20	24	—	—	2423	145	97	386	19.3	7.1	7.6	45	74
FP0140060SN0900SZZ		S	N	60	±20	2.5	90	100	—	—	511	38	25	441	4.9	1.8	2.2	14	34.7
FP0260060SN0400SZZ		S	N	60	±20	2.5	40	50	—	—	1027	65	46	760	19	2.4	5.2	26	52.1
FP0600060SN0120SZZ	SGT	S	N	60	±20	2.5	12	15	—	—	3240	210	146	344	28.7	10.5	9.9	60	86.8
FP0600060SN0120SAZ	SGT	S	N	60	±20	5	12	—	—	—	2186	260	167	404	33.7	10.6	9.9	60	86.8
FP0980060SN0082SAZ	SGT	S	N	60	±20	4.5	8.2	—	—	—	1990	400	180	291	35.5	8.6	15.9	98	149
FP1700060SN0048SAZ		S	N	60	±20	4.5	4.8	—	—	—	5580	571	278	402	83.7	28.6	29.3	170	260
FP0750060SN0085SAZ		S	N	60	±20	4.5	8.5	—	—	—	3307	201	151	485	57	8.7	14	75	89
FP0850060SN0065SZZ		S	N	60	±20	2.5	6.5	8.5	—	—	4706	325	245	488	75	15.5	20.3	85	267
FP1200060SN0045SZZ		S	N	60	±20	2.3	4.5	6.5	—	—	3458	1522	22	261	58	16	4	120	136
FP1150060SN0048SAZ		S	N	60	±20	4	4.8	—	—	—	3509	1175	68	283	59	15	10	115	136
FP0630060SN0085SZZ		S	N	60	±20	2.3	8.5	12.5	—	—	1270	479	40	128	15	3.5	4.2	63	62.5
FP1850060SN0028SZZ		S	N	60	±20	2.3	2.8	4	—	—	5471	1847	86	286	102	15.7	27.9	185	178
FP1000080SN0120SZZ	SGT	S	N	80	±20	2.5	12	14.5	—	—	3120	140	110	731	60.9	8.1	17.9	100	89
FP1080080SN0065SAZ	SGT	S	N	80	±20	4	6.5	—	—	—	5580	571	278	544	83.7	28.6	29.3	108	149
FP1200080SN0065SZZ	SGT	S	N	80	±20	2.3	6.5	9	—	—	2860	410	38	260	40	7.2	6.5	120	150
FP1200080SN0065SAZ	SGT	S	N	80	±20	4	6.5	—	—	—	3109	811	19	339	52.1	12.8	14.6	120	150
FP1740080SN0035SAZ	SGT	S	N	80	±20	4	3.5	—	—	—	6286	1108	50	364	104	23.8	28.9	174	178
FP0180100SN1120SZZ	SGT	S	N	100	±20	2.5	112	120	—	—	1535	60	37	2934	26.2	4.6	5.1	18	59
FP0120100SN1520SZZ	SGT	S	N	100	±20	2.5	152	158	—	—	1077	46	32	3876	25.5	4.2	4.3	11.8	52.1
FP0270100SN0470SZZ	SGT	S	N	100	±20	2.5	47	50	—	—	3848	137	82	2820	60	9.7	11.8	27	87
FP0370100SN0470SAZ		S	N	100	±20	4	47	—	—	—	3848	137	82	2256	48	8.5	10.5	37	87
FP0580100SN0220SAZ		S	N	100	±20	4.5	22	—	—	—	1890	268	67	607	27.6	11.4	7.9	58	149
FP0700100SN0140SAZ		S	N	100	±20	4.5	14	—	—	—	2947	390	177	679	48.5	13.7	18.9	70	83
FP1040100SN0120SAZ		S	N	100	±20	4.5	12	—	—	—	5580	571	278	1008	84	28	26	104	156
FP0800100SN0090SZZ		S	N	100	±20	2.3	9	12	—	—	3320	605	20	405	45	9.5	4.8	80	188
FP0770100SN0080SZZ		S	N	100	±20	2.3	8	10	—	—	2377	409	5	190	23.8	6.5	10.7	77	83
FP3080100SN0022SAZ		S	N	100	±20	4	2.2	—	—	—	13362	1917	387	440	200	53.3	49	308	429
FP0750100SN0115SZZ		S	N	100	±20	2.3	11.5	15	—	—	2550	305	12	334	29	6.5	5.5	75	104
FP0600100SN0115SAZ		S	N	100	±20	4	11.5	—	—	—	2206	377	4	437	38	9	10.6	60	62.5

* Configuration : A = Asymmetric, C=Complementary, D=Dual, S=Single

* FOM (Figure of Merit) is calculated by R_{DS(ON)} * Q_g, by the sequence of R_{DS(ON)} @ 10V, 4.5V, 2.5V and 1.8 V

NOTE : All Specifications subject to change without notice.

TO220 Series

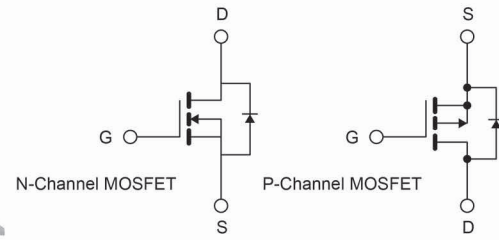

Fuzetec Part No.	SGT	Con fig.	Type	V _{DS} (V)	V _{GS} (V)	V _{GS(th)} (Max.V)	R _{DS(ON)} (mΩ) Max. @V _{GS} =				C _{iss} (pF)	C _{oss} (pF)	C _{riss} (pF)	FOM	Q _g (nC)	Q _{gs} (nC)	Q _{gd} (nC)	ID (A)	P _D (W)
	ESD						10V	4.5V	2.5V	1.8V									
FP0900120SN0080SZZ		S	N	120	±20	2.2	8	10	—	—	3830	524	17	304	38	10.2	17.6	90	178
FP0850150SN0130SZZ		S	N	150	±20	2.5	13	15	—	—	4137	290	22	481	37	12.3	17.7	85	178
FP1000120SN0062SZZ		S	N	120	±20	4	6.2	—	—	—	6494	819	31	682	110	24.7	33.1	100	178
FP1000150SN0090SZZ		S	N	150	±20	4	9	—	—	—	5870	404	9.3	900	100	24.9	30.8	100	178
FP0180200SN1700SZZ		S	N	200	±20	2.5	170	180	—	—	2047	109	70	7650	45	9	10.5	18	83
FP0600030SP0140SZZ		S	P	-30	±20	-2.5	14	22	—	—	2215	310	237	308	22	8.7	7.2	-60	74
FP0740030SP0105SZZ		S	P	-30	±20	-2.5	10.5	18.5	—	—	3448	508	421	347	33	10.7	12.8	-74	86.8
FP0540040SP0130SZZ		S	P	-40	±20	-2.5	13	20	—	—	3500	323	222	403	31	7.9	13.5	-54	62.5
FP0230060SP0700SZZ		S	P	-60	±20	-2.5	70	105	—	—	1447	97.3	70	690	9.86	3.08	2.95	-23	58
FP0400060SP0350SZZ		S	P	-60	±20	-2.5	35	55	—	—	2217	310	238	840	24	8.6	7.3	-40	83
FP0170060SP0900SZZ		S	P	-60	±20	-2.5	90	115	—	—	1080	73	50	1062	11.8	1.84	6.49	-17	52.1
FP0450060SP0250SZZ		S	P	-60	±20	-2.5	25	33	—	—	3635	224	141	625	25	6.7	5.5	-45	86.8
FP0230100SP0950SZZ		S	P	-100	±20	-2.5	95	110	—	—	3029	129	76	4228	44.5	9.13	5.93	-23	96
FP0350100SP0500SZZ		S	P	-100	±20	-2.5	50	55	—	—	6516	223	125	4600	92	17.5	14	-35	104

* Configuration : A = Asymmetric, C=Complementary, D=Dual, S=Single

NOTE : All Specifications subject to change without notice.

* FOM (Figure of Merit) is calculated by R_{DS(ON)} * Q_g, by the sequence of R_{DS(ON)} @ 10V, 4.5V, 2.5V and 1.8 V

TO220F Series



Fuzetec Part No.	SGT	Con fig.	Type	V _{DS} (V)	V _{GS} (V)	V _{GS(th)} (Max.V)	R _{DS(ON)} (mΩ) Max. @V _{GS} =				C _{iss} (pF)	C _{oss} (pF)	C _{rss} (pF)	FOM	Q _g (nC)	Q _{gs} (nC)	Q _{gd} (nC)	I _D (A)	P _D (W)
	ESD						10V	4.5V	2.5V	1.8V									
FF0880040SN0032SZZ	SGT	S	N	40	±20	2.2	3.2	4.3	—	—	3972	1119	82	144	45	12	18.5	88	41.6
FF0200060SN0300SZZ		S	N	60	±20	2.5	30	38	—	—	1378	86	64	378	12.6	3.2	6.3	20	23
FF0300060SN0200SZZ		S	N	60	±20	2.5	20	24	—	—	2423	145	97	386	19.3	7.1	7.6	30	30
FF0380060SN0120SZZ		S	N	60	±20	2.5	12	15	—	—	3240	210	146	344	28.7	10.5	9.9	38	34.7
FF0670060SN0052SZZ	SGT	S	N	60	±20	2.5	5.2	7	—	—	4706	325	245	390	75	15.5	20.3	67	41.9
FF0800060SN0045SZZ	SGT	S	N	60	±20	2.3	4.5	6.5	—	—	3458	1522	22	261	58	16	4	80	54.3
FF0540060SN0060SZZ	SGT	S	N	60	±20	2.5	6	9	—	—	1625	438	25	200	33.4	5.8	7.9	54	31.3
FF0180100SN0470SZZ	SGT	S	N	100	±20	2.5	47	50	—	—	3848	137	82	2867	61	9	10.3	17.5	34.7
FF0270100SN0220SAZ	SGT	S	N	100	±20	4.5	22	—	—	—	1890	268	67	607	27.6	11.4	7.9	27	42
FF0600100SN0120SAZ		S	N	100	±20	4.5	12	—	—	—	5580	571	278	1008	84	28	26	60	40
FF0480100SN0080SZZ		S	N	100	±20	2.3	8	10.5	—	—	3320	605	20	360	45	9.5	4.8	48	108
FF0520100SN0080SAZ		S	N	100	±20	4	8	—	—	—	3148	693	26	360	45	9.5	4.8	52	37.5
FF0360100SN0120SZZ		S	N	100	±20	2.4	12	15	—	—	3150	695	25	516	43	8.5	10.3	36	56.5
FF0500100SN0115SAZ		S	N	100	±20	4	11.5	—	—	—	2422	288	12	299	26	5.5	5	50	52
FF0700100SN0045SCZ		S	N	100	±20	4	4.5	—	—	—	4725	609	14	324	72	28	15	70	41.6
FF0410040SP0130SZZ	SGT	S	P	-40	±20	-2.5	13	20	—	—	3500	323	222	403	31	7.9	13.5	-41	34.7
FF0150060SP0700SZZ	SGT	S	P	-60	±20	-2.5	70	105	—	—	1447	97.3	70	690	9.86	3.08	2.95	-15	23

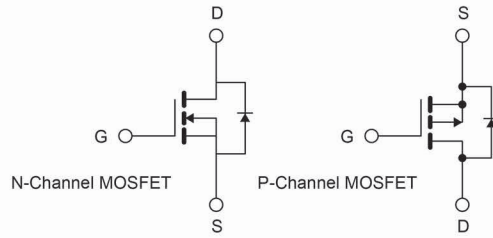

* Configuration : A = Asymmetric, C=Complementary, D=Dual, S=Single

NOTE : All Specifications subject to change without notice.

* FOM (Figure of Merit) is calculated by R_{DS(ON)} * Q_g, by the sequence of R_{DS(ON)} @ 10V, 4.5V, 2.5V and 1.8 V

FUZETEC • TO Package

TO251 Series



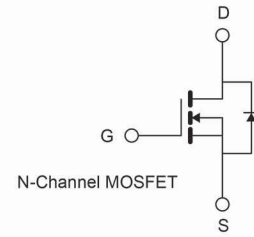

Fuzetec Part No.	SGT ESD	Con fig.	Type	V _{DS} (V)	V _{GS} (V)	V _{GS(th)} (Max.V)	R _{DS(ON)} (mΩ) Max. @V _{GS} =				C _{iss} (pF)	C _{oss} (pF)	C _{riss} (pF)	FOM	Q _g (nC)	Q _{gs} (nC)	Q _{gd} (nC)	I _D (A)	P _D (W)
							10V	4.5V	2.5V	1.8V									
FR0300030SN0180SZZ	SGT	S	N	30	±20	2.5	18	30	—	—	572	80	65	130	7.2	1.4	2.2	30	25
FR0550030SN0085SZZ		S	N	30	±20	2.5	8.5	14	—	—	1317	163	131	109	12.8	3.3	6.5	55	41.6
FR0800030SN0055SZZ		S	N	30	±20	2.5	5.5	9	—	—	2295	267	210	114	20.8	5.3	10.5	80	53
FR0240030SN0250SZZ		S	N	30	±20	2.5	25	38	—	—	416	62	51	123	4.9	1.66	1.85	24	20.8
FR0930030SN0040SZZ		S	N	30	±20	2.5	4	6	—	—	3075	400	315	126	31.6	6.07	13.8	93	62.5
FR0750040SN0065SZZ		S	N	40	±20	2.5	6.5	9	—	—	3354	275	204	182	28	7.85	12.5	75	52.1
FR0350060SN0200SZZ		S	N	60	±20	2.5	20	24	—	—	2423	145	97	386	19.3	7.1	7.6	35	45
FR0100060SN0900SZZ		S	N	60	±20	2.5	90	100	—	—	511	38	25	441	4.9	1.8	2.2	10	20.8
FR0470060SN0120SZZ		S	N	60	±20	2.5	12	15	—	—	3240	210	146	344	28.7	10.5	9.9	47	52
FR0470060SN0120SAZ		S	N	60	±20	5	12	—	—	—	2186	260	167	404	33.7	10.6	9.9	47	52
FR0760060SN0082SAZ		S	N	60	±20	4.5	8.2	—	—	—	1990	400	180	291	35.5	8.6	15.9	76	89.3
FR0750060SN0085SZZ	SGT	S	N	60	±20	2.5	8.5	12	—	—	3307	201	151	485	57	8.7	14	75	41
FR1120060SN0052SZZ	SGT	S	N	60	±20	2.5	5.2	7	—	—	4706	325	245	390	75	15.5	20.3	112	104
FR0580060SN0085SZZ		S	N	60	±20	2.3	8.5	12.5	—	—	1270	479	40	128	15	3.5	4.2	58	52
FR0600060SN0085SEZ	ESD SGT	S	N	60	±20	2.3	8.5	12.5	—	—	1010	348	25	101	11.9	3.7	6	60	52
FR0120080SN1000SZZ		S	N	80	±20	2.5	100	115	—	—	1090	60	41	1860	18.6	3.9	3.2	11.8	31.3
FR0620080SN0120SZZ		S	N	80	±20	2.5	12	14.5	—	—	3120	140	110	731	60.9	8.1	17.9	62	89
FR0120100SN1120SZZ		S	N	100	±20	2.5	112	120	—	—	1535	60	37	2934	26.2	4.6	5.1	12	34.7
FR0050100SN3100SZZ		S	N	100	±20	2.5	310	320	—	—	508	29	16.4	2976	9.6	1.83	1.85	5.4	20.8
FR0090100SN1520SZZ		S	N	100	±20	2.5	152	158	—	—	1077	46	32	3876	25.5	4.2	4.3	9	31
FR0220100SN0470SZZ		S	N	100	±20	2.5	47	50	—	—	3848	137	82	2585	55	7.5	7	22	52.1
FR0450100SN0220SAZ		S	N	100	±20	4.5	22	—	—	—	1890	268	67	607	27.6	11.4	7.9	45	90
FR0560100SN0130SAZ		S	N	100	±20	4.5	13	—	—	—	2947	390	177	631	48.5	13.7	18.9	56	83
FR0490100SN0180SZZ		S	N	100	±20	2.5	18	24	—	—	1930	245	125	648	36	5	10	49	90
FR0700100SN0140SZZ		S	N	100	±20	2.4	14	17	—	—	4708	326	247	1050	75	15.5	20.3	70	89
FR0730100SN0085SZZ		S	N	100	±20	2.3	8.5	11	—	—	3320	605	20	383	45	9.5	4.8	73	108
FR0580100SN0115SZZ	SGT	S	N	100	±20	2.4	11.5	15	—	—	2550	305	12	334	29	6.5	5.5	58	73
FR0700030SP0072SZZ	SGT	S	P	-30	±20	-2.5	7.2	12	—	—	3450	255	140	432	60	9	15	-70	90
FR0200030SP0420SZZ		S	P	-30	±20	-2.5	42	78	—	—	585	100	85	256	6.1	3.1	1.8	-20	25
FR0450030SP0150SZZ		S	P	-30	±25	-2.5	15	25	—	—	2215	310	237	330	22	8.7	7.2	-45	45
FR0570030SP0105SZZ		S	P	-30	±25	-2.5	10.5	18.5	—	—	3448	508	421	347	33	10.7	12.8	-57	52.1
FR0180060SP0700SZZ		S	P	-60	±20	-2.5	70	105	—	—	1447	97.3	70	690	9.86	3.08	2.95	-18	34.7
FR0350060SP0250SZZ		S	P	-60	±20	-2.5	25	33	—	—	3635	224	141	625	25	6.7	5.5	-35	52.1

* Configuration : A = Asymmetric, C=Complementary, D=Dual, S=Single

NOTE : All Specifications subject to change without notice.

* FOM (Figure of Merit) is calculated by R_{DS(ON)} * Q_g, by the sequence of R_{DS(ON)} @ 10V, 4.5V, 2.5V and 1.8 V

TO247 Series



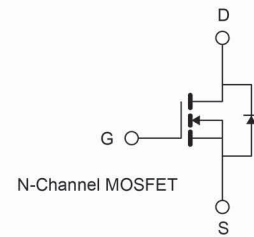

Fuzetec Part No.	SGT	Con fig.	Type	V _{DS} (V)	V _{GS} (V)	V _{GS(th)} (Max.V)	R _{DS(ON)} (mΩ) Max. @V _{GS} =				C _{ISS} (pF)	C _{OSS} (pF)	C _{ISS} (pF)	FOM	Q _g (nC)	Q _{gs} (nC)	Q _{gd} (nC)	ID (A)	P _D (W)
	ESD						10V	4.5V	2.5V	1.8V									
FX3160100SN0022SAZ		S	N	100	±20	4	2.2	—	—	—	13362	1917	387	466	212	59	53	316	333

* Configuration : A = Asymmetric, C=Complementary, D=Dual, S=Single

NOTE : All Specifications subject to change without notice.

* FOM (Figure of Merit) is calculated by R_{DS(ON)} * Q_g, by the sequence of R_{DS(ON)} @ 10V, 4.5V, 2.5V and 1.8 V

TOLL Series

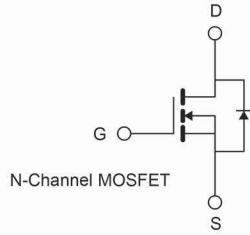



Fuzetec Part No.	SGT	Con fig.	Type	V _{DS} (V)	V _{GS} (V)	V _{GS(th)} (Max.V)	R _{DS(ON)} (mΩ) Max. @V _{GS} =				C _{ISS} (pF)	C _{OSS} (pF)	C _{ISS} (pF)	FOM	Q _g (nC)	Q _{gs} (nC)	Q _{gd} (nC)	ID (A)	P _D (W)
	ESD						10V	4.5V	2.5V	1.8V									
FY2500040SN0016SZZ		S	N	40	±20	2.3	1.6	2.2	—	—	6780	2100	225	202	126	17	28	250	149
FY2500040SN0016SAZ		S	N	40	±20	4	1.6	—	—	—	6601	2073	248	173	108	25.4	26.8	250	149
FY2230060SN0020SZZ		S	N	60	±20	2.3	2	3	—	—	5471	1847	86	204	102	15.7	27.9	223	178
FY3160100SN0019SAZ		S	N	100	±20	4	1.9	—	—	—	13362	1917	387	403	212	59	53	316	333

* Configuration : A = Asymmetric, C=Complementary, D=Dual, S=Single

NOTE : All Specifications subject to change without notice.

* FOM (Figure of Merit) is calculated by R_{DS(ON)} * Q_g, by the sequence of R_{DS(ON)} @ 10V, 4.5V, 2.5V and 1.8 V



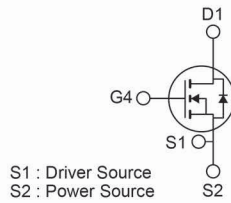

TO247-3L Series

Fuzetec Part No.	SGT ESD	Con fig.	Type	V _{DS} (V)	V _{GS} (V)	V _{GS(th)} (Max.V)	R _{DS(ON)} (mΩ) Max. @V _{GS} =		C _{ISS} (pF)	C _{OSS} (pF)	C _{rss} (pF)	FOM	Q _g (nC)	Q _{gs} (nC)	Q _{gd} (nC)	I _D (A)	P _D (W)
							20V	18V									
FX0951200SN0250CZB		S	N	1200	-5/+18	4	—	25	5880	192	10	6050	242	60	44	95	582
FX0551200SN0520CZB		S	N	1200	-5/+20	4	52	—	2440	171	11	6240	120	34	42	55	278
FX0361200SN0980CZB		S	N	1200	-5/+20	4	98	—	1130	92	7.5	6958	71	17	29	36	192

* Configuration : A = Asymmetric, C=Complementary, D=Dual, S=Single

NOTE : All Specifications subject to change without notice.

* FOM (Figure of Merit) is calculated by R_{DS(ON)} * Q_g, by the sequence of R_{DS(ON)} @ 10V, 4.5V, 2.5V and 1.8 V



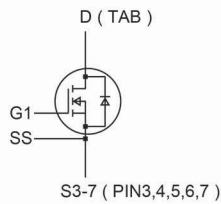

TO247-4L Series

Fuzetec Part No.	SGT ESD	Con fig.	Type	V _{DS} (V)	V _{GS} (V)	V _{GS(th)} (Max.V)	R _{DS(ON)} (mΩ) Max. @V _{GS} =		C _{ISS} (pF)	C _{OSS} (pF)	C _{rss} (pF)	FOM	Q _g (nC)	Q _{gs} (nC)	Q _{gd} (nC)	I _D (A)	P _D (W)
							20V	18V									
FX0801200SN0380CZA		S	N	1200	-5/+18	4	—	38	5800	240	30	7030	185	58	90	80	419
FX0551200SN0520CZA		S	N	1200	-5/+20	4	52	—	2440	171	11	6240	120	34	42	55	278
FX0361200SN0980CZA		S	N	1200	-5/+20	4	98	—	1130	92	7.5	6958	71	17	29	80	192
FX0801200SN0288CZA		S	N	1200	-4/+15	3.6	28.8	—	4818	180	12	4608	160	54	51	80	469

* Configuration : A = Asymmetric, C=Complementary, D=Dual, S=Single

NOTE : All Specifications subject to change without notice.

* FOM (Figure of Merit) is calculated by R_{DS(ON)} * Q_g, by the sequence of R_{DS(ON)} @ 10V, 4.5V, 2.5V and 1.8 V



TO263-7 Series

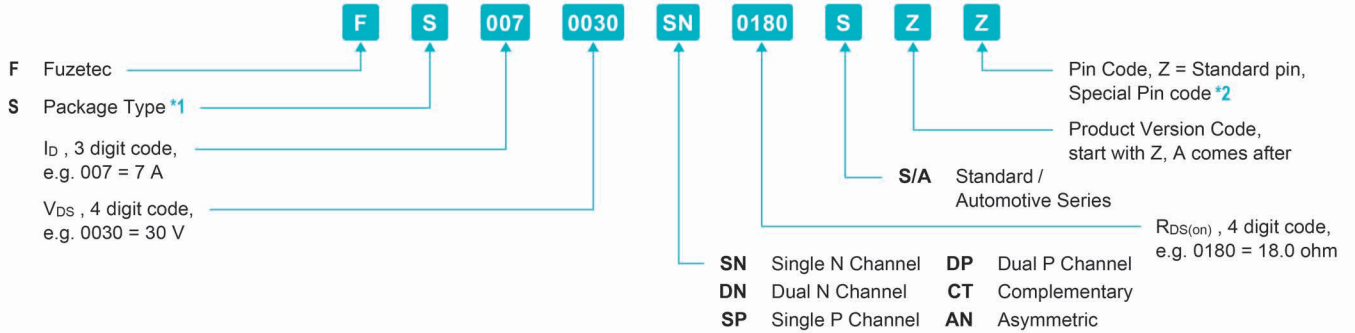
Fuzetec Part No.	SGT ESD	Con fig.	Type	V _{DS} (V)	V _{GS} (V)	V _{GS(th)} (Max.V)	R _{DS(ON)} (mΩ) Max. @V _{GS} =		C _{ISS} (pF)	C _{OSS} (pF)	C _{rss} (pF)	FOM	Q _g (nC)	Q _{gs} (nC)	Q _{gd} (nC)	I _D (A)	P _D (W)
							20V	18V									
FH0051700SN7500SZA		S	N	1700	-10/+25	4	750	—	210	12	2.2	9750	13	4.8	5.6	5	62

* Configuration : A = Asymmetric, C=Complementary, D=Dual, S=Single

NOTE : All Specifications subject to change without notice.

* FOM (Figure of Merit) is calculated by R_{DS(ON)} * Q_g, by the sequence of R_{DS(ON)} @ 10V, 4.5V, 2.5V and 1.8 V

Fuzetec MOSFETs Product Numbering System



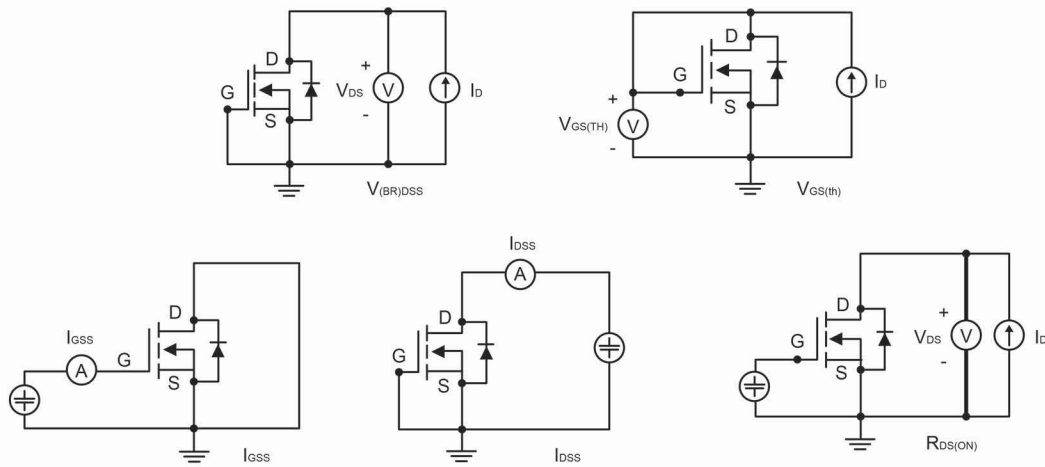
*1 Package Reference

A	B	C	D	E	F	G	J	H	I	K	L	M
CSP	PRPAK~	DFN	TO252		TO220F		TO262	TO263		SOT89	SOT223	
N	O	P	Q	R	S	T	W	U	V	X	Y	Z
SOT23	TSSOP8	TO220	TSOP6	TO251	SOP8L			Small Series-3L*		TO247	TOLL	

*2 Special Pin Define

PKG Type	PKG Pin				
	A	B	C	D	E
B : PRPAK~	PRPAK 5x6 8L	PRPAK 3x3 6L	PRPAK 2x5 8L	PRPAK 3x2 8L	PRPAK 3x3 8L(Non EP)
C : DFN~	DFN 3x3 8L	DFN 2x2 6L	DFN 2x3 6L	DFN 2x2F 6L	DFN 3.3x3.3 8L
U : Small series-3L~	SOT323	SOT523	SOT23S		
V : Small series-6L~	SOT363	SOT563			

Glossary of Terms

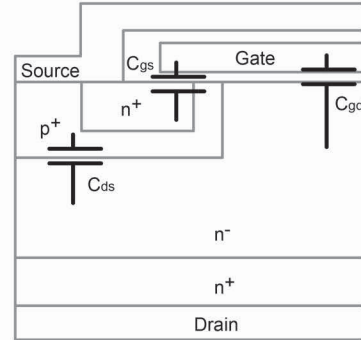
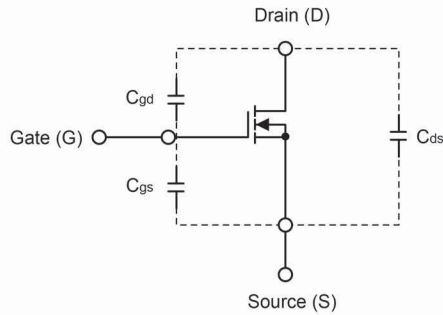


Electrical Characteristics (TA =25°C Unless Otherwise Specified)

STATIC

Symbol	Parameter	Limit	Min	Typ	Max	Unit	Description
$V_{(BR)DSS}$	Drain-source breakdown voltage	$V_{GS} = 0V$, $I_D = -250\mu A$	-20			V	$V_{(BR)DSS}$ is the drain-source voltage at which no more than the specified drain current will flow at the specified temperature and with zero gate-source voltage.
$V_{GS(th)}$	Gate threshold voltage	$V_{DS} = V_{GS}$, $I_D = -250\mu A$	-0.4		-1	V	The MOSFET $V_{GS(th)}$ or gate threshold voltage is the voltage between the gate and source that is needed to turn on the MOSFET. In other words, if V_{GS} is at least as high as the threshold voltage, the MOSFET turns on.
I_{GSS}	Gate-source leakage current	$V_{DS} = 0V$, $V_{GS} = \pm 8V$			± 10	μA	The leakage current that flows through the gate terminal at a specified gate-source voltage.
I_{DSS}	Zero gate voltage drain current	$V_{DS} = -20V$, $V_{GS} = 0V$			-1	μA	The drain-source leakage current at a specified drain-source voltage when the gate-source voltage is zero.
$R_{DS(on)}$	Drain-source on-resistance	$V_{GS} = -4.5V$, $I_D = -2.8A$		90	110	$m\Omega$	Drain-source on-resistance ($R_{DS(on)}$) is the resistance between the drain and the source of a MOSFET when a specific gate-to-source voltage (V_{GS}) is applied to bias the device to the on state.
		$V_{GS} = -2.5V$, $I_D = -2.0A$		110	150		

Glossary of Terms

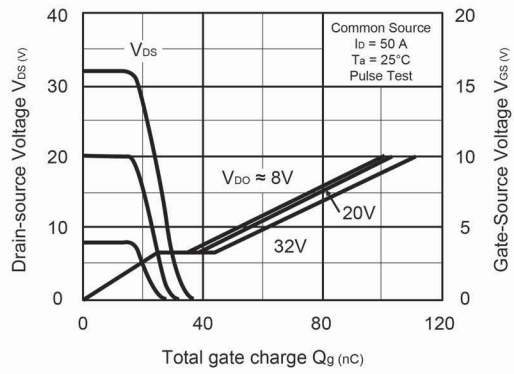
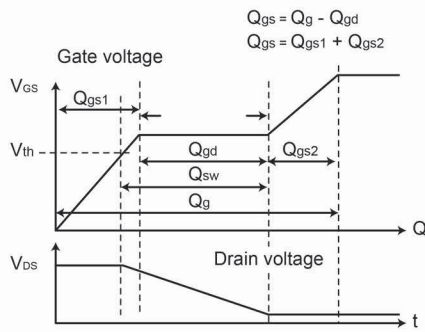


Input capacitance (C_{iss}) = $C_{gd} + C_{gs}$
 Output capacitance (C_{oss}) = $C_{ds} + C_{gd}$
 Reverse transfer capacitance (C_{rss}) = C_{gd}

Electrical Characteristics (TA =25°C Unless Otherwise Specified)

DYNAMIC

Symbol	Parameter	Limit	Min	Typ	Max	Unit	Description
C_{iss}	Input capacitance			510			<p>The input capacitance measured between the gate and source terminals with the drain shorted to the source for AC signals.</p> <p>C_{iss} is made up of the gate to drain capacitance C_{gd} in parallel with the gate to source capacitance C_{gs}, or $C_{iss} = C_{gs} + C_{gd}$</p>
C_{oss}	Output capacitance	$V_{ds} = -15V,$ $V_{GS} = 0V,$ $f = 1.0MHz$		53		pF	<p>This is the output capacitance measured between the drain and source terminals with the gate shorted to the source for AC voltages.</p> <p>C_{oss} is made up of the drain to source capacitance C_{ds} in parallel with the gate to drain capacitance C_{gd}, or $C_{oss} = C_{ds} + C_{gd}$</p>
C_{rss}	Reverse transfer capacitance			17			<p>The reverse transfer capacitance measured between the drain and gate terminals with the source connected to ground.</p> <p>The reverse transfer capacitance is equal to the gate to drain capacitance. $C_{res} = C_{gd}$</p>



Electrical Characteristics (TA =25°C Unless Otherwise Specified)

DYNAMIC

Symbol	Parameter	Limit	Min	Typ	Max	Unit	Description
Q_g	Total Gate Charge			5.5		nC	The amount of charge to apply voltage (from zero to designated voltage) to gate
Q_{gs}	Gate-Source Charge	$V_{DS} = -6V$, $V_{GS} = -4.5V$, $I_D = -2.8A$		1.5			The amount of charge required for a MOSFET to begin to turn on (before dropping drain-source voltage)
Q_{gs}	Gate-Source Charge			1.5			The amount of gate charge charged in the Miller plateau
$t_{d(on)}$	Turn-On Delay Time	$V_{DS} = -6V$, $R_L = 6\Omega$		1360		ns	
t_r	Turn-On Rise Time			831			
$t_{d(off)}$	Turn-Off Delay Time	$R_{GEN} = 6\Omega$, $V_{GS} = -4.5V$		5520			
t_f	Turn-Off Fall time			1520			

Brief Product List - MOSFET

No.	Package (Type)	N/P (Type)	VDS (V)	VGS (V)	VGS(th) (Max.V)	RDS(ON) (mΩ@10V)	Ciss (pF)	ID (A)	Dimension (mm)
1	SOP8	N,P	-150~100	±8~±25	-4~4	3~780	376~5783	-16.8~24	4.9x3.9
2	TSSOP8	N	20	±12	1.0~1.2	—	670~865	4.5~7	3.0x4.4
3	TSOP6	N,P	-30~100	±12~±20	-2.5~2.5	12.5~310	310~2280	-7.5~8	2.9x1.6
4	SOT223	N,P	-100~200	±20	-2.5~3	28~1000	428~3848	-5.8~6	6.5x3.5
5	SOT89	N,P	-40~100	±20	-2.5~2.5	28~310	452~1345	-5.8~6	4.5x2.5
6	SOT23	N,P	-100~100	±12~±20	-2.5~2.5	27~650	180~2280	-4.9~6	2.9x1.6
7	SOT23S	N,P	-30~60	±12~±20	-2.5~2.5	27~100	310~920	-4.9~6	2.9x1.3
8	SOT323	N	20	±12	1.0	—	310	1.6	2.0x1.3
9	SOT523	N	20	±8	1.0	—	47	0.7	1.6x0.8
10	SOT363	N	60	±20	2.5	5000	40	0.34	2.0x1.25
11	SOT723	N	20	±12	1.0	—	79	0.75	1.2x1.2
12	PRPAK5*6	N,P	-100~150	±12~±25	-2.5~4.5	0.9~330	396~7427	-70~230	5.0x5.9
13	PRPAK3*3	N,P	-150~100	±8~±25	-4~3	2.7~780	180~5783	-50~100	3.1x3.1
14	DFN2*2	N,P	-30~30	±12~±20	-2.5~2.5	12~32	310~930	-8~37	2.0x2.0
15	DFN2*3	N	20	±12	1.2~1.5	—	735~1767	8~11	2.0x3.0
16	DFN3.3*3.3	N,P	-30~75	±12~±20	-2.5~2.5	2.2~12	3120~4776	-50~50	3.3x3.3
17	DFN3*3	N	12~30	±8~±20	1.0~2.5	12	940~3165	30~56	3.0x3.0
18	DFN1006-3L	N,P	-20~20	±8~±12	-1.1~1.1	—	48~113	-0.8~1	1.0x0.6
19	CSP	N	20~24	±12	1.2	—	—	6	—
20	TO263	N,P	-100~200	±20	-2.5~4.5	2.2~170	1317~13362	-45~308	10.1x8.9
21	TO252	N,P	-100~200	±20~±25	-2.5~5	2.2~650	416~6516	-70~114	6.5x6.1
22	TO252-4L	N,P	-100~100	±20	-2.5~2.5	18~100	416~1447	-24~30	6.5x6.1
23	TO220	N,P	-100~200	±20	-2.5~5	1.9~170	511~13362	-74~308	10.2x8.7
24	TO220F	N,P	-60~100	±20	-2.5~4.5	3.2~70	1378~5580	-41~88	10.2x9.2
25	TO251	N,P	-60~100	±20~±25	-2.5~5	4~310	416~4708	-70~112	6.5x5.8
26	TO247	N	100	±20	4.0	2.2	13362	316	15.8x21.1
27	TOLL	N	40~100	±20	2.3~4.0	1.6~2	5471~13362	223~316	9.9x10.4
28	TO247-3L	N	1200	-5~±20	4.0	—	1130~5880	36-95	15.94x20.95
29	TO247-4L	N	1200	-4~±20	3.6~4.0	—	1130~5880	55-80	15.94x20.95
30	TO263-7	N	1700	-10~±25	4.0	—	210	5	10x9

